

# FIRST CHOICE

PRODUCT GUIDE

...hand-picked furniture  
for excellence in business

# WELCOME TO OUR FIRST CHOICE BROCHURE

ARE YOU LOOKING TO MAXIMISE SPACE,  
YET RETAIN MODERN, COMFORTABLE PRODUCTS  
TO ENHANCE YOUR WORKING ENVIRONMENT?


The range of products in this First Choice brochure is a result of listening to our clients and putting together a complete range from reception desks, canteen & breakout furniture, boardroom tables and office seating through to everyday desking. There is a myriad of choice, from great value furniture to cutting edge styles, colours and designs.



## Deliveries


Delivery is FREE to your premises – ground floor only. The driver making the delivery will be unaccompanied and may require assistance when unloading.

Direct deliveries can be made to your customer subject to quotation. It is vital that all relevant information re access, opening hours etc is provided in advance.



## Installation

Installations can be carried out by our own in house, fully trained fitters. Full information regarding access, floor level and any other specific details will be required prior to despatch to allow for a smooth and trouble-free project delivery.



## Space Planning

Our in-house space planning team is available to produce drawings in 2D and 3D.

Presentations can also be prepared for larger projects incorporating images and colour schemes.

# FIRST CHOICE

## CONTENTS

4	RECEPTION DESKS & SEATING
8	HEIGHT ADJUSTABLE DESKS
10	ECONOMY DESKING, STORAGE, MEETING TABLES & ACCESSORIES
16	DESKTOP & FLOORSTANDING SCREENS
24	STEEL FILING, STORAGE & MOBILE SHELVING
43	MANAGER & EXECUTIVE DESKS
47	BOARDROOM TABLES & EXECUTIVE SEATING
53	OFFICE SEATING
69	BACK CARE CHAIRS
79	BISTRO TABLES, CHAIRS & BENCHES
90	BREAKOUT & COLLABORATIVE SEATING
96	ACOUSTIC PODS
100	ACOUSTIC WALL PANELS

...hand-picked furniture  
for excellence in business

# RECEPTION DESKS & SEATING



Z2 reception desk, featuring LED lighting

Delivery: 3 WEEKS

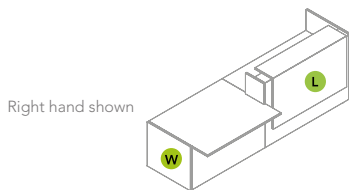


**Z2**  
Reception Desk

Straight composition with closing side panels; wheelchair accessible - left or right hand options; available in 4 melamine colours, 18 lacquered front panel colour options.

- 1130 (mm) high.

LEFT HAND		
Z2C55	W: 2860 D: 1125	£ 2,300
Z2C56	W: 3060 D: 1125	£ 2,500
RIGHT HAND		
Z2C57	W: 2860 D: 1125	£ 2,300
Z2C58	W: 3060 D: 1125	£ 2,500



Delivery: 3 WEEKS




**Z2**  
Reception Desk

Straight composition with closing side panels; available in a choice of 4 melamine colours and 18 lacquered front panel colours.

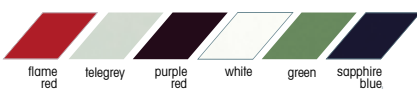
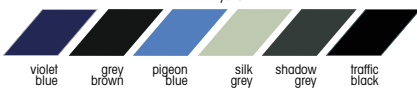
- 1130 (mm) high.

LED lighting option P.O.A.

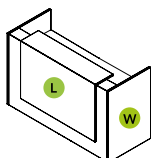
Z2C71	W: 1260 D: 880	£ 1,700
Z2C72	W: 1460 D: 880	£ 1,800
Z2C73	W: 1660 D: 880	£ 1,900



MELAMINE COLOUR UNIT OPTIONS = W



LACQUERED FRONT PANEL OPTIONS = L







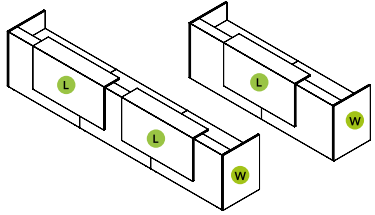
LACQUERED FRONT PANEL OPTIONS = L

Delivery: 3 WEEKS

**Z2**  
Reception Desk

Single and double panel straight composition with closing side panels; available in 4 melamine colours, 18 lacquered front panel colour options. • 1130 (mm) high.

SINGLE PANEL		
<b>Z2C01</b>	W: 2460 D: 880	£ 2,300
<b>Z2C02</b>	W: 2860 D: 880	£ 2,400
<b>Z2C03</b>	W: 3260 D: 880	£ 2,600
<b>Z2C04</b>	W: 2060 D: 880	£ 2,200
DOUBLE PANEL		
<b>Z2C10</b>	W: 3660 D: 880	£ 3,800
<b>Z2C11</b>	W: 4260 D: 880	£ 4,000
<b>Z2C12</b>	W: 4860 D: 880	£ 4,300



MELAMINE COLOUR UNIT OPTIONS = W



Delivery: 3 WEEKS

**CUBE**  
Reception Seating

Single, two and three seater option offers an elegant retro image. Chrome surrounds, visible from every angle; available in black or white leather finish.

SINGLE SEATER ARMCHAIR		
<b>CUBE-601-1</b>	W: 770 D: 775 H: 710	£ 790
2 SEATER SOFA		
<b>CUBE-601-2</b>	W: 775 D: 775 H: 710	£ 1300
3 SEATER SOFA		
<b>CUBE-601-3</b>	W: 950 D: 775 H: 710	£ 1700



CUBE - 610 - 1



CUBE - 610 - 2

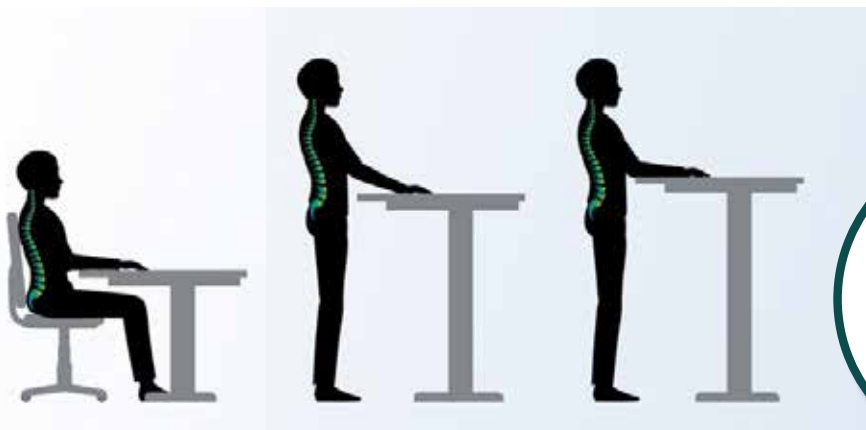
# HEIGHT ADJUSTABLE DESKS

## Electric Dual-motor Height Adjustable Sit-Stand Desk with 3 Memory Presets

### WHY CHOOSE HEIGHT ADJUSTABLE DESKS?

The Electric Desk is the ultimate working solution which focuses greatly on ergonomic working which allows both sitting and standing work styles. Set the desk at your desired height for the perfect position taking strain off your back and neck. More time spent at the correct position means not only less strain on your body but also more productivity in the long term helping you remain focused for longer periods of time.

- **Fast and quiet dual motor, adjust desk height from 620 to 1280 mm in a few seconds**
- **Advanced touch-sensitive controller with sit/stand timer and 3 memory presets, adjust heights with a single touch**
- **Heavy duty steel construction, stable and sturdy, support up to 125 kg**
- **Telescopic frame, support desktop of width 1100 - 2200 mm and depth 700 -1000 mm**
- **Include cable management tray**
- **3-stage reversed columns, dust-proof and more stable**



**Advanced controller with 3 memory presets**






Delivery: EXPRESS



The dual motor electric height adjustable sit-stand desk comes complete with an adjustable silver coated frame which has a maximum 125kg lifting capacity; Advanced controller (3 programme memory with LED display) Double Monitor; Sit/Stand time reminder; Fitted with cable portholes.

- Adjustable range: 620 - 1280 (mm) high



## 800 DEEP RECTANGULAR DESK

BEECH TOP, SILVER FRAME <b>EDFS128B</b> <b>EDFS168B</b>	£728 £748
BEECH TOP, WHITE FRAME <b>EDFW128B</b> <b>EDFW168B</b>	£728 £748
WHITE TOP, SILVER FRAME <b>EDFS128WH</b> <b>EDFS168WH</b>	£728 £748
WHITE TOP, WHITE FRAME <b>EDFW128WH</b> <b>EDFW168WH</b>	£728 £748
WALNUT TOP, SILVER FRAME <b>EDFS128WL</b> <b>EDFS168WL</b>	£728 £748
WALNUT TOP, WHITE FRAME <b>EDFW128WL</b> <b>EDFW168WL</b>	£728 £748

Height Adjustable Frame ONLY

**EDF12DS silver**    £590  
**EDF12DW white**    £590


COLOUR OPTIONS:



# ECONOMY DESKING, STORAGE & MEETING TABLES




# SOLO Cantilever Desking



2 CABLE PORTHOLES

COLOUR OPTIONS:



3 CABLE PORTHOLES

Delivery: EXPRESS



25mm desk tops; 2mm ABS edging; Fitted with cable portholes; Silver coated double spoke cantilever leg frame; Adjustable feet; available in Beech and White.

- All Desks 740 (mm) high.

## RECTANGULAR

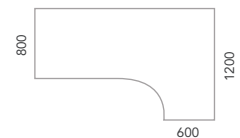
BEECH			
SRD12B	1200 Desk	W: 1200 D: 800	£ 150
SRD14B	1400 Desk	W: 1400 D: 800	£ 162
SRD16B	1600 Desk	W: 1600 D: 800	£ 166
SRD18B	1800 Desk	W: 1800 D: 800	£ 183
WHITE			
SRD12WH	1200 Desk	W: 1200 D: 800	£ 150
SRD14WH	1400 Desk	W: 1400 D: 800	£ 162
SRD16WH	1600 Desk	W: 1600 D: 800	£ 166
SRD18WH	1800 Desk	W: 1800 D: 800	£ 183

## RADIAL

BEECH			
J16RB	1600 Desk (RH)	W: 1600/600 D: 1200/800	£ 240
J16LB	1600 Desk (LH)	W: 1800/1200 D: 1200/800	£ 240
WHITE			
J16RWH	1600 Desk (RH)	W: 1600/600 D: 1200/800	£ 240
J16LWH	1600 Desk (LH)	W: 1600/600 D: 1200/800	£ 240

- Specify left/right hand (right hand shown)

COLOUR OPTIONS:



# PEDESTALS



Delivery: EXPRESS



Solid box drawer construction; A4 or foolscap filing; 25mm tops; 2mm ABS edging; Silver coated metal handles; Adjustable feet or castors; Locking with 2 keys; available in Beech and White.

## DESK MOBILE PEDESTAL

			BEECH
<b>G2DMPB</b>	2 Drawer	W: 438 D: 605 H: 595	£ 124
<b>G3DMPB</b>	3 Drawer	W: 438 D: 605 H: 595	£ 136
			WHITE
<b>G2DMPWH</b>	2 Drawer	W: 438 D: 605 H: 595	£ 124
<b>G3DMPWH</b>	3 Drawer	W: 438 D: 605 H: 595	£ 136

COLOUR OPTIONS:



## DESK HIGH PEDESTAL

<b>GDHP63B</b>	3 Drawer	W: 438 D: 600 H: 740	£ 170
----------------	----------	----------------------	-------

COLOUR OPTIONS:



## STEEL MOBILE PEDESTAL

<b>BV40</b>	3 Drawer	W: 400 D: 500 H: 600	£ 180
<b>BV30</b>	3 Drawer - Slimline	W: 300 D: 500 H: 600	£ 160

COLOUR OPTIONS:



# OPEN Storage



Delivery: EXPRESS



25mm top/bottom; Full 18mm solid back board; 2mm ABS edging; Adjustable shelves accommodating foolscap lever arch files; Adjustable feet; **available in Beech.**

## OPEN BOOKCASES

<b>GBC16B</b>	3 Shelves	H: 1600 W: 800 D: 410	£ 204
<b>GBC20B</b>	4 Shelves	H: 2000 W: 800 D: 410	£ 266

### COLOUR OPTIONS:



# RECTANGULAR Tables



Delivery: EXPRESS



25mm tops; 2mm ABS edging; Silver coated square metal legs; Adjustable feet; Bolt on legs; **available in Beech.**

<b>PCT1225B</b>	1200 Table	W: 1200 D: 800 H: 740	£ 116
<b>PCT1625B</b>	1600 Table	W: 1600 D: 800 H: 740	£ 136
<b>PCT1825B</b>	1800 Table	W: 1800 D: 800 H: 740	£ 152

### COLOUR OPTIONS:



Refer to the main **Hawk Product Guide**, for a wide variety of products available to compliment the **SOLO RANGE**



# ACCESSORIES

Delivery: 2 WEEKS



The FSA arm (Articulated flat screen arm) is available with either through desk, edge clamp and top fix fittings. FSA can be adjusted to any height via the 'quick release clamp' and is supplied with both a universal 75mm VESA plate and 100mm VESA plate.

- Complete with through desk and clamp fixing as standard
- Universal 75mm and 100mm VESA plate fixing included
- Includes pre-installed wipe in cable management
- Can be adjusted to various heights with the quick release clamp
- Weight capacity 20kg (each arm)
- Available in White, Silver and Black

GA range of gas monitor arms provides an excellent solution to any office desk. GA is available as a single, double and tool rail arm. Not only does this fantastic range help the end user free up valuable desk space but also helps promote good posture! Available in White, Silver and Black.

## MONITOR ARMS GAS MANUAL ADJUSTMENT

<b>GA1NC</b>	Single Arm	£ 180
<b>GA2NC</b>	Double Arm	£ 322

## MONITOR ARMS MANUAL ADJUSTMENT

<b>FSA1</b>	Single Arm	£ 108
<b>FSA2</b>	Double Arm	£ 156

# ACCESSORIES

Delivery: 2 WEEKS



The chrome finished basket will help place all wires to reduce knots, prevent trip hazards and allow the end user to easy add, remove and change wires if required.



## CABLE MANAGEMENT WIRE BASKET

<b>WB0800TS</b>	800mm wide	£ 17
<b>WB1000TS</b>	1000mm wide	£ 18
<b>WB1200TS</b>	1200mm wide	£ 34
<b>WB1400TS</b>	1400mm wide	£ 37

For use on 25mm thick desk tops, simply fold out and fix to desk with screws provided, Weight capacity 20Kg (subject to desk material). Height adjustment from approx 320mm to 500mm.



## CABLE MANAGEMENT CPU HOLDER

<b>BCPUSR</b>	Silver	£ 60
<b>BCPUWH</b>	White	£ 60

The cable spines flexible plastic trunking allows cables to be placed free from damage and knots.

## CABLE MANAGEMENT CABLE SPINES

<b>ROSPOP</b>	Opaque	£ 26
<b>ROSPBL</b>	Black	£ 26
<b>ROSPGR</b>	Grey	£ 26

## DESK POWER ACCESSORIES



**CRW12G3100000**  
Chroma 2 Power & Smart Charge £ 135



**PLW01G5100000**  
Port-El 1 Power & Smart Charge £ 135



**Adw12g5020100**  
Aero Flip 2 Power, 2 Data & HDMI £ 104



**PMK403**  
PMK403 Extension £ 26



**ML3MB**  
Mains Leads 3M £ 17

Contact our sales team for more information

# DESKTOP & FLOORSTANDING SCREENS

**Floor Screens** are an inexpensive solution to transform an open plan office into an efficient and stylish workplace.

**Desk Mounted Screens** improve privacy in open plan areas and help bring noise levels down.







Trim  
choice of  
Silver or  
Graphite

Screens are available as linking or non-linking, 32-35mm thick, pinable and are manufactured to order in our factory. All screens come with a 5 YEAR WARRANTY.

When a linking strip is fitted, SCREEN CREEP will occur therefore EXACT SIZES MUST be specified.



ALL SCREENS  
ARE MADE  
TO ORDER

# DESKTOP Screens

Delivery: 7-10 DAYS



Every screen is supplied with 2 desk clamps to fit various desking range tops up to 50mm. Desk top screens can be manufactured with a linking option to create a 3 or 4 cluster and **must be specified at time of ordering.**

When a linking strip is fitted, SCREEN CREEP will occur therefore EXACT SIZES MUST be specified.



DSBGR

2 DESK BRACKETS ARE SUPPLIED WITH EVERY SCREEN TO FIT VARIOUS DESK TOPS UP TO 50MM THICK.

## DESKTOP SCREENS

AVAILABLE IN 4 HEIGHTS

STRAIGHT: 320, 400 & 500 (mm)

WAVE: 320/500 (mm)

AVAILABLE IN 7 WIDTHS

800, 1000, 1200, 1500

1600, 1625, 1800 (mm)

Other sizes available on request



### COLOUR OPTIONS:

See pages 22-23 for fabric colours.  
Choice of Silver or Graphite trim.





Delivery: 7-10 DAYS



## WAVE - 320/500mm HIGH

		CARA	LUCIA
<b>HW805</b>	W: 800 H: 320/500	£ 146	£ 156
<b>HW1005</b>	W: 1000 H: 320/500	£ 156	£ 166
<b>HW1205</b>	W: 1200 H: 320/500	£ 166	£ 176
<b>HW1405</b>	W: 1400 H: 320/500	£ 176	£ 188
<b>HW1605</b>	W: 1600 H: 320/500	£ 188	£ 198
<b>HW162505</b>	W: 1625 H: 320/500	£ 208	£ 218
<b>HW1805</b>	W: 1800 H: 320/500	£ 198	£ 208

## RECTANGULAR - 320mm HIGH

		CARA	LUCIA
<b>HD803</b>	W: 800 H: 320	£ 124	£ 142
<b>HD1003</b>	W: 1000 H: 320	£ 142	£ 152
<b>HD1203</b>	W: 1200 H: 320	£ 152	£ 162
<b>HD1403</b>	W: 1400 H: 320	£ 162	£ 172
<b>HD1603</b>	W: 1600 H: 320	£ 172	£ 184
<b>HD162503</b>	W: 1625 H: 320	£ 188	£ 206
<b>HD1803</b>	W: 1800 H: 320	£ 184	£ 194

## RECTANGULAR - 400mm HIGH

		CARA	LUCIA
<b>HD804</b>	W: 800 H: 400	£ 142	£ 152
<b>HD1004</b>	W: 1000 H: 400	£ 152	£ 162
<b>HD1204</b>	W: 1200 H: 400	£ 162	£ 172
<b>HD1404</b>	W: 1400 H: 400	£ 172	£ 184
<b>HD1604</b>	W: 1600 H: 400	£ 184	£ 194
<b>HD162504</b>	W: 1625 H: 400	£ 204	£ 214
<b>HD1804</b>	W: 1800 H: 400	£ 194	£ 204

## RECTANGULAR - 500mm HIGH

		CARA	LUCIA
<b>HD805</b>	W: 800 H: 500	£ 146	£ 162
<b>HD1005</b>	W: 1000 H: 500	£ 162	£ 172
<b>HD1205</b>	W: 1200 H: 500	£ 172	£ 184
<b>HD1405</b>	W: 1400 H: 500	£ 184	£ 194
<b>HD1605</b>	W: 1600 H: 500	£ 194	£ 204
<b>HD162505</b>	W: 1625 H: 500	£ 214	£ 328
<b>HD1805</b>	W: 1800 H: 500	£ 204	£ 214



# FLOOR STANDING & LINKING Screens

Delivery: 7-10 DAYS



FLOOR SCREENS create privacy, help reduce office noise and transform open plan offices into stylish workspaces, without reducing natural daylight.

Working areas can be created or a continuous run of screens can provide a temporary partition in halls or corridors. 2 way linking strips are supplied with every linking screen and for various other configurations 3 and 4 way linking strips are available.

Prefix orders for **FREESTANDING SCREENS with HS**, and **LINKING SCREENS with HL**.



GRAPHITE



SILVER

EVERY **FREESTANDING SCREEN** IS SUPPLIED WITH 2 METAL FEET



EVERY **LINKING FLOOR SCREEN** IS SUPPLIED WITH 2 ADJUSTABLE FEET.

*For configurations that are not self supporting, metal feet **MUST** be used for added stability.*



**COLOUR OPTIONS:**  
See pages 22-23 for fabric colours.

Choice of Silver or Graphite trim.  
*The factory by default will manufacture with graphite trim. **Please specify on order.***

Other sizes available on request



Metal feet in silver (SILFT) or graphite (GRFT) fitted to freestanding screens.

**EXTRA METAL FEET:**  
£28 per pair

# FLOOR STANDING & LINKING Screens

AVAILABLE IN 3 HEIGHTS 1200, 1600, 1800 (mm) and available in 8 widths 600, 800, 1000, 1200, 1400, 1500, 1600, 1800 (mm) (1800 x 1800 screens not available due to fabric width)

## FLOOR SCREEN - 1200mm HIGH

FREESTANDING / LINKING		CARA	LUCIA
<b>HS/HL612</b>	W: 600 H: 1200	£ 162	£ 190
<b>HS/HL812</b>	W: 800 H: 1200	£ 192	£ 228
<b>HS/HL1012</b>	W: 1000 H: 1200	£ 216	£ 264
<b>HS/HL1212</b>	W: 1200 H: 1200	£ 222	£ 270
<b>HS/HL1412</b>	W: 1400 H: 1200	£ 228	£ 270
<b>HS/HL1512</b>	W: 1500 H: 1200	£ 232	£ 282
<b>HS/HL1612</b>	W: 1600 H: 1200	£ 240	£ 292
<b>HS/HL1812</b>	W: 1800 H: 1200	£ 250	£ 314



## FLOOR SCREEN - 1600mm HIGH

FREESTANDING / LINKING		CARA	LUCIA
<b>HS/HL616</b>	W: 600 H: 1600	£ 184	£ 216
<b>HS/HL816</b>	W: 800 H: 1600	£ 216	£ 248
<b>HS/HL1016</b>	W: 1000 H: 1600	£ 228	£ 282
<b>HS/HL1216</b>	W: 1200 H: 1600	£ 248	£ 292
<b>HS/HL1416</b>	W: 1400 H: 1600	£ 254	£ 298
<b>HS/HL1516</b>	W: 1500 H: 1600	£ 260	£ 308
<b>HS/HL1616</b>	W: 1600 H: 1600	£ 270	£ 314
<b>HS/HL1816</b>	W: 1800 H: 1600	£ 276	£ 348

## FLOOR SCREEN - 1800mm HIGH

FREESTANDING / LINKING		CARA	LUCIA
<b>HS/HL618</b>	W: 600 H: 1800	£ 194	£ 240
<b>HS/HL818</b>	W: 800 H: 1800	£ 240	£ 292
<b>HS/HL1018</b>	W: 1000 H: 1800	£ 248	£ 300
<b>HS/HL1218</b>	W: 1200 H: 1800	£ 254	£ 310
<b>HS/HL1418</b>	W: 1400 H: 1800	£ 260	£ 324
<b>HS/HL1518</b>	W: 1500 H: 1800	£ 270	£ 354
<b>HS/HL1618</b>	W: 1600 H: 1800	£ 276	£ 374






























# camira

FABRIC COLOUR OPTIONS

## Cara

Cara is a plain weave panel fabric available in a wide selection of commercial colourways. One of our most popular vertical surface fabrics, Cara is used extensively on desk screens, wall sides and on pin boards.

This fabric is largely acoustically transparent and as such is ideal to be used as a decorative facing for sound absorbing boards.

SCREEN FABRICS		CARA				
						
CIGARETTES & MATCH	MEDIUM HAZARD B1	WASHABLE	ENVIRONMENTAL	5 YEAR GUARANTEE	CARA: <b>Vit</b> EJ184	CARA: <b>Inverness</b> EJ175
						
CARA: <b>Easdale</b> EJ188	CARA: <b>Dolphin</b> EJ105	CARA: <b>Walten</b> EJ011	CARA: <b>Cluanie</b> EJ180	CARA: <b>Galilee</b> EJ125		
						
CARA: <b>Staffa</b> EJ185	CARA: <b>Carron</b> EJ015	CARA: <b>Adriatic</b> EJ154	CARA: <b>Ronay</b> EJ189	CARA: <b>Lora</b> EJ187		
						
CARA: <b>Portland</b> EJ016	CARA: <b>Lead</b> EJ04	CARA: <b>Chaucer</b> EJ172	CARA: <b>Clan</b> EJ169	CARA: <b>Merrick</b> EJ048		
						
CARA: <b>Lerwick</b> EJ194	CARA: <b>Black</b> EJ138	CARA: <b>Pitlochry</b> EJ076	CARA: <b>Lossie</b> EJ197	CARA: <b>Tummel</b> EJ038		

Due to the limitations of the printing process colours may not be 100% accurate, please request samples.

# Lucia

100% recycled



Lucia is an ever popular crepe weave synthetic panel fabric. It's manufactured from **100% recycled** polyester saving virgin raw materials and for a reduced environmental footprint. With a non lustrous appearance, it has a bold and bright colour palette.

This fabric is largely acoustically transparent and as such is ideal to be used as a decorative facing for sound absorbing boards.

SCREEN FABRICS		LUCIA				
CIGARETTES & MATCH	MEDIUM HAZARD B1	WASHABLE	ENVIRONMENTAL	5 YEAR GUARANTEE	LUCIA: <b>Bermuda</b> YB084	
LUCIA: <b>Costa</b> YB026	LUCIA: <b>Curacao</b> YB005	LUCIA: <b>Slip</b> YB094	LUCIA: <b>Rum</b> YB086	LUCIA: <b>Steel</b> YB095		
LUCIA: <b>Ocean</b> YB100	LUCIA: <b>Scuba</b> YB089	LUCIA: <b>Martinique</b> YB004	LUCIA: <b>Bluebell</b> YB097	LUCIA: <b>Tarot</b> YB090		
LUCIA: <b>Bridgetown</b> YB102	LUCIA: <b>Diablo</b> YB101	LUCIA: <b>Belize</b> YB105	LUCIA: <b>Lobster</b> YB087	LUCIA: <b>Solano</b> YB088		
LUCIA: <b>Calypso</b> YB106	LUCIA: <b>Jamaica</b> YB027	LUCIA: <b>Adobo</b> YB165	LUCIA: <b>Sandstorm</b> YB302	LUCIA: <b>Turtle</b> YB098		
LUCIA: <b>Havana</b> YB009	LUCIA: <b>Sombrero</b> YB046	LUCIA: <b>Windjammer</b> YB047	LUCIA: <b>Apple</b> YB096	LUCIA: <b>Blizzard</b> YB108		

Due to the limitations of the printing process colours may not be 100% accurate, please request samples.

# STEEL FILING & STORAGE





# FILING Cabinets - MAINLINE



Delivery: EXPRESS



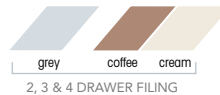
Swan neck grip handle; Each drawer has high sides for additional strength; Fitted with smooth action suspension slides; Accommodates foolscap suspended filing; 100% drawer opening for maximum filing space; Anti-tilt device is fitted as standard; 40 kilo drawer capacity; Locking with 2 keys (Master Series); available in Grey and Coffee/Cream.

Tested by FIRA to BS EN 14073:2004 Parts 2-3 & BS EN 14074:2004



<b>AM2</b>	2 Drawer	H: 705 W: 460 D: 620	£ 166
<b>AM3</b>	3 Drawer	H: 1016 W: 460 D: 620	£ 188
<b>AM4</b>	4 Drawer	H: 1321 W: 460 D: 620	£ 198

## COLOUR OPTIONS:



COMPRESSOR PLATE AMCP TO DIVIDE DRAWER £10

# FILING Cabinets - COLOURED



Delivery: EXPRESS



Swan neck grip handle; Each drawer has high sides for additional strength; Fitted with smooth action suspension slides; Accommodates foolscap suspended filing; 100% drawer opening for maximum filing space; Anti-tilt device is fitted as standard; 40 kilo drawer capacity; Locking with 2 keys (Master Series); available in Red, Blue, Silver, Black and White.

Tested by FIRA to BS EN 14073:2004 Parts 2-3 & BS EN 14074:2004



<b>AM2</b>	2 Drawer	H: 705 W: 460 D: 620	£ 198
<b>AM4</b>	4 Drawer	H: 1321 W: 460 D: 620	£ 206

## COLOUR OPTIONS:



# SIDE FILING Cabinets

Delivery: 7-10 DAYS



Swan neck grip handle; Each drawer has high sides for additional strength; Two cross bars in each drawer to facilitate A4 or foolscap filing; 100% drawer opening for maximum filing space; Anti-tilt device is fitted as standard; 40 kilo drawer capacity; Locking with 2 keys (Master Series); available in Grey, Silver and White.



suspended filing


			silver / white	grey
<b>AMSD208</b>	2 Drawer	H: 705 W: 800 D: 470	£ 345	£ 345
<b>AMSD308</b>	3 Drawer	H: 1016 W: 800 D: 470	£ 425	£ 425
<b>AMSD408</b>	4 Drawer	H: 1321 W: 800 D: 470	£ 485	£ 485
<b>AMSD210*</b>	2 Drawer	H: 705 W: 1000 D: 470	£ 375	-
<b>AMSD310*</b>	3 Drawer	H: 1016 W: 1000 D: 470	£ 445	-
<b>AMSD410*</b>	4 Drawer	H: 1321 W: 1000 D: 470	£ 505	-

\*not available in grey

COLOUR OPTIONS:



FINISHED TOP OPTIONS:



# MOBILE Pedestals

Delivery: EXPRESS



Flat fronted steel drawers with finger pull; Anti-tilt locking device is fitted preventing a second drawer being opened; Fitted with 4 castors (front 2 are locking); Fifth roller castor prevents tipping when a drawer is open; 2 Box drawers and 1 filing drawer including plastic pen tray; Filing drawer accepts A4 or Foolscap suspension files; Fitted with lock and 2 keys (Master Series); available in White and Silver/Black.



35mm or 55mm cushions can also be added to BV40 POA

<b>BV30</b>	3 Drawer - Slimline	H: 600 W: 300 D: 500	£ 160
<b>BV40</b>	3 Drawer	H: 600 W: 400 D: 500	£ 180



PEN TRAY



FINGER PULL DRAWER & LOCKING

COLOUR OPTIONS:



# DOUBLE DOOR Cupboards - CONTRACT

Delivery: EXPRESS



Fitted with two point locking system - Twist handle lock and 2 keys (Master Series); **Complete with standard shelves**; Accommodates lateral filing pockets; Complete range of internal fitsments available, see page 29.

Available in Grey, Coffee/Cream and Black/White.

Tested by **FIRA** to BS EN 14073:2004 Parts 2-3 & BS EN 14074:2004



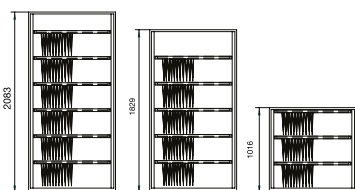
			grey coffee/cream	black /white
<b>AC40DD1</b>	1 Shelf	H: 1016 W: 914 D: 457	£ 208	-
<b>AC72DD3</b>	3 Shelves	H: 1829 W: 914 D: 457	£ 250	£ 260
<b>AC82DD4*</b>	4 Shelves	H: 2083 W: 914 D: 457	£ 332	-

\* available in grey only

#### COLOUR OPTIONS:



MAINLINE DOUBLE DOOR CUPBOARD



TWIST DOOR HANDLE COMPLETE WITH 2 KEYS (MASTER SERIES)



# SIDE OPENING Tambour Units



**NEW 800 WIDE  
SIZES NOW AVAILABLE**  
AM40SOTW8, AM47SOTW8 &  
AM78SOTW8 P.O.A.

Delivery: EXPRESS 

Finger grip handles; Two point locking 2 keys (Master Series); Accommodates lateral filing pockets; Full length magnetic slam rails; **Supplied Empty** - Complete range of internal fitments available, see page 29; available in Grey and Coffee/Cream.


Tested by FIRA to BS EN 14073:2004 Parts 2-3 & BS EN 14074:2004



<b>AM28SOT*</b>	Supplied EMPTY	H:695 W:800 D:486	£ 352
<b>AMEC28SOT*</b>	Supplied EMPTY	H:695 W:1000 D:486	£ 364
<b>AM40SOT</b>	Supplied EMPTY	H:1016 W:1000 D:486	£ 376
<b>AM60SOT*</b>	Supplied EMPTY	H:1524 W:1000 D:486	£ 408
<b>AM78SOT</b>	Supplied EMPTY	H:1981 W:1000 D:486	£ 408
<b>AM82SOT*</b>	Supplied EMPTY	H:2083 W:1000 D:486	£ 562

\*Available in grey only

#### COLOUR OPTIONS:



SIDE OPENING TAMBOUR UNITS

# SIDE OPENING Tambour Units - COLOURED

Delivery: 7-10 DAYS 

Finger grip handles; two point locking 2 keys (Master Series); accommodates lateral filing pockets; full length magnetic slam rails; **Supplied Empty** - complete range of internal fitments available, see page 29; available in Red, Blue, Silver, White and Black



<b>AM28SOT**</b>	Supplied EMPTY	H:695 W:800 D:486	£ 376
<b>AM40SOT</b>	Supplied EMPTY	H:1016 W:1000 D:486	£ 393
<b>AM47SOT*</b>	Supplied EMPTY	H:1200 W:1000 D:486	£ 414
<b>AM78SOT</b>	Supplied EMPTY	H:1981 W:1000 D:486	£ 436

\*White carcass and doors only \*\*Silver carcass and doors only

#### COLOUR OPTIONS:



CARCASS



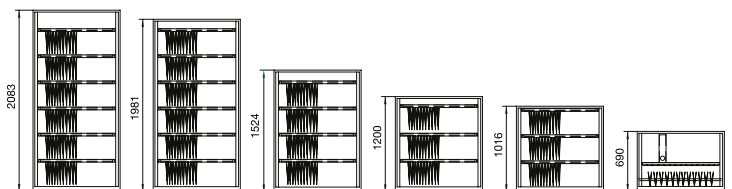
DOORS



ADJUSTABLE HEIGHT LEVER



DISCREET TRACK



CAPACITY: LATERAL FILING

# CUPBOARD & TAMBOUR INTERNAL FITMENTS



CODE	COLOUR	PRICE
AMS36	grey, cream, white	£ 16
AMS800	grey	£ 16

## STANDARD SHELF

(maximum load 45kg)  
AMS800 for AM28SOT only.



CODE	COLOUR	PRICE
AMLFS	grey	£ 44
AMLFS33	grey	£ 46
AZLFZ*	grey	£ 16

## DUAL PURPOSE SHELF

Hanging pockets AMLFS, 27cm and AMLFS33, 33cm pockets. \*For SLIMLINE Cupboards ONLY.



CODE	COLOUR	PRICE
AML36	grey	£ 22

## LATERAL FILING FRAME

Overall pocket height +13mm.



CODE	COLOUR	PRICE
AMHD36	grey	£ 22

## HEAVY DUTY SHELF

(maximum load 64kg).



CODE	COLOUR	PRICE
AMWS36	grey	£ 44

## WARDROBE SHELF

Fitted with a coat rail.



CODE	COLOUR	PRICE
AMCOMP	grey	£ 160

## COMPARTMENT SHELF

Filing shelf fitted with 16 A4 compartments.



CODE	COLOUR	PRICE
AMSF36	grey	£ 32
AMVD7 (PK5)	grey	£ 25

## SLOTTED SHELF & 7" VERTICAL DIVIDER

Slotted shelf to take AMVD7. 7" vertical dividers (sold separately). Maximum load 45kg.



CODE	COLOUR	PRICE
AMVD9	grey	£ 26

## 9" DIVIDER

For use with AMS36 and AMHD36.  
(maximum load 45kg).



CODE	COLOUR	PRICE
AMPORS	grey	£ 76

## PULL OUT FILING SHELF

(maximum load 45kg).



CODE	COLOUR	PRICE
AMROF	grey	£ 94

## ROLL OUT FILING FRAME

(Bracket required)  
Takes foolscap or A4 filing pockets.



CODE	COLOUR	PRICE
AMROT	grey	£ 124

## ROLL OUT TRAY

(Bracket required)  
(maximum load 45kg)



CODE	COLOUR	PRICE
AMB	black	£ 22
AMAT2	black	£ 80
AMAT3	black	£ 90

## ANTI-TILT BRACKETS

When more than one roll out fitment is fitted, anti-tilt brackets AMAT2 or AMAT3 must be used.

**WARNING:** When one Roll out fitment is required an AMB Bracket **MUST** be used. Roll out fitments should always be fitted in the bottom half of units. Anti-tilt brackets **MUST** be used when fitting two or more roll out fitments. Maximum of 3 Roll out fitments per unit.

# SECURITY DOUBLE DOOR Cupboard

Delivery: 7-10 DAYS




Fitted with a steel hinged cover for added security - locked in position with a padlock (not included); fitted with two point locking system - twist handle lock and 2 keys (Master Series); accommodates lateral filing pockets; **Supplied Empty** - complete range of internal fitments available, see page 29; available in Grey.



<b>ACSC72</b>	Supplied EMPTY	H: 1829 W: 914 D: 457	£ 304
---------------	----------------	-----------------------	-------

**COLOUR OPTIONS:**



FITTED WITH  
STEEL HINGED  
LOCK COVER



LOCKED WITH  
PADLOCK  
(NOT INCLUDED)



# SECURITY FILING Cabinets



Delivery: 7-10 DAYS

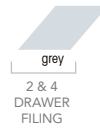


Swan neck grip handle; fitted with a full length steel bar. Each drawer has high sides for additional strength; fitted with smooth action suspension slides; accommodates foolscap suspended filing; 100% drawer opening for maximum filing space; anti-tilt device is fitted as standard; 40 kilo drawer capacity; locking with 2 keys (Master Series); available in Grey.



<b>AMSFC2</b>	2 Drawer	H: 705 W: 460 D: 620	£ 255
<b>AMSFC4</b>	4 Drawer	H: 1321 W: 460 D: 620	£ 326

**COLOUR OPTIONS:**



LOCKED WITH PADLOCK (NOT INCLUDED)

# SECURITY INDIVIDUAL LOCKING FILING Cabinet



Delivery: 7-10 DAYS



Swan neck grip handle; a full size steel sheet is fitted between each drawer; each drawer has high sides for additional strength; fitted with smooth action suspension slides; accommodates foolscap suspended filing; 100% drawer opening for maximum filing space; anti-tilt device is fitted as standard; 40 kilo drawer capacity; each drawer has individual lock with 2 keys (Master Series); available in Grey.



<b>AMIL4</b>	4 Drawer	H: 1321 W: 460 D: 620	£ 378
--------------	----------	-----------------------	-------

**COLOUR OPTIONS:**



STEEL DIVIDING SHEET TO PREVENT ACCESS IF DRAWER IS REMOVED

# OFFICE Locker



Delivery: EXPRESS



Steel 6 door office locker; Mail slot on each door; Fitted with a shelf; Name holder fitted to each door; Fitted with soft closing hinges; available in White.



<b>BOM0680</b>	6 Door	H: 1375 W: 800 D: 486	£ 508
----------------	--------	-----------------------	-------

COLOUR OPTIONS:



INTERNAL SIZES:  
H: 425 W: 375 D: 460

# TOWER Unit



Delivery: EXPRESS



Steel tower unit; 1 adjustable shelf and 2 fixed shelves; Fixed floor shelf; Grip handle for easy opening; fitted with Anti Tilt device; Unit has 4 Adjustable levelling feet; locking with 2 keys (Master Series); Personal drawer fitted with digital lock BKD1L; Must specify Left or Right hand units; available in White.



<b>BKT10R.BKD1R</b>	Right Hand	H: 1135 W: 450 D: 800	£ 650
<b>BKT10L.BKD1L</b>	Left Hand	H: 1135 W: 450 D: 800	£ 650

COLOUR OPTIONS:



Right Hand shown



# FILING Cabinets - CONTRACT

Delivery: EXPRESS



Recessed handle and label holder; each drawer has high sides for additional strength; accommodates foolscap suspended filing ONLY; anti-tilt device is fitted as standard; 35 kilo drawer capacity; locking with 2 keys (Master Series); available in Grey and Coffee/Cream.



AC2	2 Drawer	H: 730 W: 460 D: 620	£ 144
AC3	3 Drawer	H: 1024 W: 460 D: 620	£ 162
AC4	4 Drawer	H: 1321 W: 460 D: 620	£ 166

#### COLOUR OPTIONS:



2, 3 & 4 DRAWER FILING

# SLIMLINE DOUBLE DOOR Cupboard

Delivery: EXPRESS



The 'AZ' Double Door Cupboard is 400mm deep and comes complete with 3 AZ Dual Purpose Shelves as standard; The AZ Dual Purpose Shelf will only fit into the AZ Cupboards and can be used for storage and hanging 330mm Lateral Filing Pockets underneath. Extra AZ Dual Purpose Shelves available: CODE AZLFZ, see page 29; available in Grey



AZ7DD3	3 Shelves	H: 1829 W: 914 D: 381	£ 250
--------	-----------	-----------------------	-------



AZ dual purpose shelf

# LOCKERS & Accessories

Delivery: 7-10 DAYS



Name holder fitted to every door and full length door stiffener; Single locker fitted with hat shelf and coat hook; 2 door locker fitted with coat hooks; Door vents standard on single and 2 door lockers; Cam lock with 2 keys (master series) - Butterfly lock option; available in Grey.



<b>L1D7022</b>	Single Door	H: 1778 W: 305 D: 305	£ 114
<b>L1D7028</b>	Single Door	H: 1778 W: 305 D: 457	£ 136
<b>L2D7022</b>	2 Door	H: 1778 W: 305 D: 305	£ 136
<b>L2D7028</b>	2 Door	H: 1778 W: 305 D: 457	£ 156
<b>L3D7028</b>	3 Door	H: 1778 W: 305 D: 457	£ 166
<b>L4D7022</b>	4 Door	H: 1778 W: 305 D: 305	£ 156
<b>L4D7028</b>	4 Door	H: 1778 W: 305 D: 457	£ 166
<b>L6D7022</b>	6 Door	H: 1778 W: 305 D: 305	£ 176
<b>L6D7028</b>	6 Door	H: 1778 W: 305 D: 457	£ 188

## COLOUR OPTIONS:



SINGLE SLOPING TOP

LST128G £28



TRIPLE SLOPING TOP

LST328G £48



COMBINATION LOCK



BUTTERFLY LOCK OPTION  
(padlock not included)



DIGITAL COMBINATION LOCK



CAM LOCK and 2 keys



DOOR VENT  
(on single and 2 door lockers only)

Showing TRIPLE SLOPING TOP

Contact Sales Office for Prices

# JANITOR Double Door Cupboard

Delivery: 7-10 DAYS



Fitted with a two point locking system; full length door stiffeners for extra strength; supplied with one top shelf, 3 side shelves and a centre partition fitted with a wardrobe rail; fitted with a twist handle lock and 2 keys Master Series; **Supplied Complete**; available in Grey.



AY718J

H: 1829 W: 914 D: 457

£ 350



COLOUR OPTIONS:



# Z - LOCKER Cupboard

Delivery: 7-10 DAYS



Two 'Z' doors with ventilation perforation holes; name holder fitted on every door; full length door stiffener on every door; each compartment is fitted with a coat rail; fitted with a camlock and 2 keys Master Series; butterfly locks can be fitted as an option (padlock not supplied); available in Grey.



L2DZ

H: 1829 W: 380 D: 457

£ 204




COLOUR OPTIONS:



Door vent



Cam lock with 2 keys fitted



OPTIONAL Butterfly lock (requires padlock)

# CLEAN & DIRTY Locker



Delivery: 7-10 DAYS



Clean & dirty lockers contain a top shelf and centre partition to keep clean garments and soiled work clothes separate; complete with door vent perforations; name holder fitted to every door with a full length door stiffener; cam lock with 2 keys (master series) - Butterfly lock option; **available in Grey.**



<b>LCD7088</b>	Single Door	H: 1778 W: 457 D: 457	£ 176
----------------	-------------	-----------------------	-------

COLOUR OPTION:



CAM LOCK AS STANDARD



DOOR VENT



BUTTERFLY LOCK OPTION (PADLOCK NOT INCLUDED)

# JANITOR Locker



Delivery: 7-10 DAYS



Janitor lockers have one top shelf, 3 side shelves and a centre partition for storage; complete with door vent perforations; name holder fitted to every door with full length door stiffener; cam lock with 2 keys (master series) - Butterfly lock option; **available in Grey.**



<b>LJ7088</b>	Single Door	H: 1778 W: 457 D: 457	£ 196
---------------	-------------	-----------------------	-------

COLOUR OPTION:



CAM LOCK AS STANDARD



DOOR VENT



BUTTERFLY LOCK OPTION (PADLOCK NOT INCLUDED)

# STEEL Lockers

Delivery: 4 WEEKS



Air vent system on each door; welded internal door strengthener; 10 micro sprung disc lock; 5 knuckle hinges; through frame locking; sloping top option; Available in 12 colours, and 3 carcass colours.

- 1780 (mm) high



701218



701218/2



701218/3



701218/4



701218/5




701218/6



COLOUR OPTIONS:



Air vent system on each door; recessed number plates available on request



<b>701218/1</b>	Single Door	H: 1780 W: 305 D: 460	£ 192
<b>701218/2</b>	2 Door	H: 1780 W: 305 D: 460	£ 236
<b>701218/3</b>	3 Door	H: 1780 W: 305 D: 460	£ 258
<b>701218/4</b>	4 Door	H: 1780 W: 305 D: 460	£ 276
<b>701218/5</b>	5 Door	H: 1780 W: 305 D: 460	£ 288
<b>701218/6</b>	6 Door	H: 1780 W: 305 D: 460	£ 330

# LAPTOP TOWER Lockers



REAR PERFORATION  
MAXIMUM DEVICE  
D:370 x W: 420 (mm)



Delivery: 4 WEEKS



Media tower lockers for a variety of smart devices; powered; mobile or static; choose from 10 or 15 compartments; single door or individual door options; steel construction; variety of locking solutions; lock covers allow for easy identification; charging units tested to BS 6396:2008; rear perforated panel for heat dissipation; available in White, Silver or Black carcass with a choice of 3 door colours.

- Height 1780mm



SINGLE DOOR:			
LAP/701518/SD/10/CH	10 shelves	W: 380 D: 460	£ 1020
LAP/701518/1/15/CH	15 shelves	W: 380 D: 460	£ 1180
MULTI DOOR:			
LAP/701518/SD/10/CH	10 shelves	W: 380 D: 460	£ 1090
LAP/701518/1/15/CH	15 shelves	W: 380 D: 460	£ 1220

#### COLOUR OPTIONS:



INTEGRAL 2.1AMP USB SOCKET AVAILABLE

Delivery: 4 WEEKS



Media tower lockers for a variety of smart devices; non-powered; mobile or static; Choose from 10 or 15 compartments; Single door or individual door options; steel construction; variety of locking solutions; lock covers allow for easy identification; available in White, Silver or Black carcass with a choice of 3 door colours.

- Height 1780mm



MULTI DOOR:			
LAP/701518/SD/10/ST	10 shelves	W: 380 D: 525	£ 570
LAP/701518/SD/15/ST	15 shelves	W: 380 D: 525	£ 660
MULTI DOOR:			
LAP/701518/10/ST	10 shelves	W: 380 D: 525	£ 596
LAP/701518/15/ST	15 shelves	W: 380 D: 525	£ 690

#### COLOUR OPTIONS:



CLEAR ENTRY HEIGHT:  
15 = 115mm  
10 = 170mm



# TABLET TOWER Lockers



CLEAR ENTRY HEIGHT:  
15 = 115mm  
10 = 170mm



Delivery: 4 WEEKS



Media tower lockers for a variety of smart devices; non-powered; mobile or static; choose from 10 or 15 compartments; single door or individual door options; steel construction; variety of locking solutions; lock covers allow for easy identification; **available in White, Silver or Black carcass with a choice of 3 door colours.**

- Height 1780mm



#### SINGLE PLAIN DOOR:

<b>TAB/701212/1/10/P/none</b>	10 doors	W: 305 D: 305	£ 498
<b>TAB/701212/1/15/P/none</b>	15 doors	W: 305 D: 305	£ 570

#### MULTI PLAIN DOOR:

<b>TAB/701212/10/P/none</b>	10 doors	W: 305 D: 305	£ 530
<b>TAB/701212/15/P/none</b>	15 doors	W: 305 D: 305	£ 598

#### COLOUR OPTIONS:



Delivery: 4 WEEKS



Media tower lockers for a variety of smart devices; Powered; mobile or static; Choose from 10 or 15 compartments; Single door or individual door options; steel construction; variety of locking solutions; lock covers allow for easy identification; charging units **tested to BS 6396:2008**; rear perforated panel for heat dissipation; available in White, Silver or Black carcass with a choice of 3 door colours.

- Height 1780mm



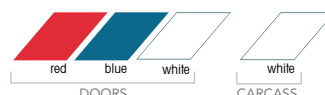
#### SINGLE PLAIN DOOR:

<b>TAB/701212/1/10/10/P/Plug</b>	10 doors	W: 305 D: 370	£ 880
<b>TAB/701212/1/10/10/USB</b>	10 doors	W: 305 D: 370	£ 980
<b>TAB/701212/1/15/15/P/Plug</b>	15 doors	W: 305 D: 370	£ 970
<b>TAB/701212/15/15/USB</b>	15 doors	W: 305 D: 370	£ 1120

#### MULTI PLAIN DOOR:

<b>TAB/701212/10/10/P/Plug</b>	10 doors	W: 305 D: 370	£ 920
<b>TAB/701212/10/10/USB</b>	10 doors	W: 305 D: 370	£ 1022
<b>TAB/701212/15/15/P/Plug</b>	15 doors	W: 305 D: 370	£ 1010
<b>TAB/701212/15/15/USB</b>	15 doors	W: 305 D: 370	£ 1160

#### COLOUR OPTIONS:





# GLIDE MOBILE Shelving System



STARTER UNIT

Delivery: 3 WEEKS



## FEATURES:

- Fitted with an anti-tilt mechanism.
- 4 adjustable shelves are included within each bay.
- Shelves are 400mm deep - suitable for archive boxes.
- Each shelf has a maximum distributed load of 60kg.
- Left/Right Movement.
- Locking with 2 keys.
- Finished in white with an anthracite base frame.



**Adjustable Shelf**  
RMS09W15 W: 910 D: 400 H: 25  
RMS12W15 W: 1210 D: 400 H: 25



**Lateral Filing Rail**  
RFL09 W: 910 D: 400 H: 25  
RFL12 W: 1210 D: 400 H: 25



SINGLE BAY locking

DOUBLE BAY

SINGLE BAY



914 WIDE  
STARTER UNIT\*

**RMS4900 - WHITE**

COMPRISING: 4 x 914w bays including boards and gang way

OVERALL SIZE: 2140 high x 980 wide x 2685 long

BAY SIZE: 980 wide x 445 deep x 2150 high

SHELF SIZE: 897 x 400 x 25

INTERNAL BAY HEIGHT: 1900 GANG WAY WIDTH: 890

SHELVES PER BAY: 4 NUMBERS OF BAYS: 4

CONFIGURATION OF BAYS:

2 Single Bays, 1 Double Bay

£ 2390

1214 WIDE  
STARTER UNIT\*

**RMS41200 - WHITE**

COMPRISING: 4 x 1214w bays including boards and gang way

OVERALL SIZE: 2140 high x 1280 wide x 2670 long

BAY SIZE: 1200 wide x 445 deep x 2150 high

SHELF SIZE: 1197 x 400 x 25

INTERNAL BAY HEIGHT: 1900 GANG WAY WIDTH: 890

SHELVES PER BAY: 4 NUMBERS OF BAYS: 4

CONFIGURATION OF BAYS:

2 Single Bays, 1 Double Bay

£ 2590

914 WIDE  
EXTENSION UNIT

**RMSDB900 - WHITE**

COMPRISING: 2 x 914w bays and track extension ONLY (No gangway required)

OVERALL SIZE: 2140 high x 980 wide x 890 long

NUMBERS OF BAYS: 2

CONFIGURATION OF BAYS: 1 Double Bay

£ 1195

1214 WIDE  
EXTENSION UNIT

**RMSDB1200 - WHITE**

COMPRISING: 2 x 1214w bays and track extension ONLY (No gangway required)

OVERALL SIZE: 2140 high x 1280 wide x 890 long

NUMBERS OF BAYS: 2

CONFIGURATION OF BAYS: 1 Double Bay

£ 1295

**GLIDE BENEFITS**

- Easy and efficient way to increase storage by up to 83%.
  - No preparatory work to the floor required.
- Base frame can be easily levelled, to allow for uneven floor.
  - Simple and easy to install.
  - Easily extendable or relocated.
- Installation to non-ground floors POA

# MANAGER & EXECUTIVE DESKS



T45 executive range, featuring workstation, boardroom table and matching storage.



Delivery: 3 WEEKS



### X5

Desk With Desk High Return

22mm desk top; rectangular desk; desk high return; pedestal; other sizes available P.O.A.; desk available in 3 melamine colours, legs available in white or grey.

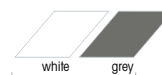
- 730 (mm) high

<b>X5L2289</b>	W: 1800 D: 1900	£ 1,990
<b>X5L2209</b>	W: 2000 D: 1900	£ 2,010

#### COLOUR OPTIONS:



DESK



LEGS



Delivery: 3 WEEKS



### T45

Desk With Structural Return

38mm desk top; rectangular desk; structural modesty panel; structural return; pedestal; other sizes available P.O.A.; desk available in 3 melamine colours, return available in white.

- 730 (mm) high

<b>T4MCS180</b>	W: 2000 D: 1940	£ 1,900
-----------------	-----------------	---------

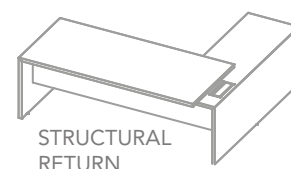
#### COLOUR OPTIONS:



DESK



RETURN



Delivery: 3 WEEKS



### XTIME

Workstation

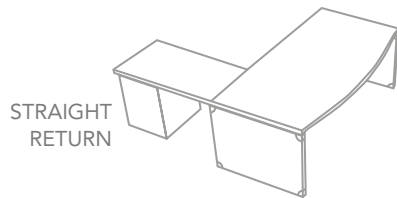
38mm desk, bow fronted workstation with executive panel leg and modesty panel; straight return and pedestal and adjustable feet; available in 3 melamine colours.

- 735 (mm) high.

**FOSC180+FODA** W: 1800 D: 1000 £ 1,700

**FOSC200+FODA** W: 2000 D: 1000 £ 1,750

COLOUR OPTIONS:



STRAIGHT  
RETURN

### STRAIGHT RETURN

Return **FODA100** W: 1000 D: 600 £ 850

Desk **FOSC180** W: 1800 D: 1000 £ 850

Desk **FOSC200** W: 2000 D: 1000 £ 900

COLOUR OPTIONS:



Storage is available to match all executive desking, please contact our Sales Team



storage  
POA



# BOARDROOM TABLES & EXECUTIVE SEATING



T45 executive boardroom table range,  
featuring wooden column legs.



Delivery: 3 WEEKS



**IDEA**  
Boardroom Table

30mm barrel shaped table top; Silver or white trumpet column legs; 2.8 (seats 10) plus extension 3.5 table (seats 12); available in 9 melamine colours. Chrome finish P.O.A.  
• 730 (mm) high.

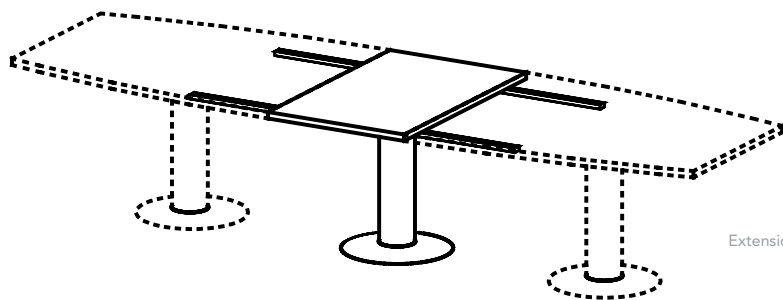
**2.8 TABLE:**

**IDTR280** W: 2800 D: 1100 £ 1,350

**EXTENSION:**

**IDPR070** W: 700 D: 1100 £ 650

**COLOUR OPTIONS:**



Extension detail

Storage is available to match all boardroom settings, please contact our Sales Team





Delivery: 3 WEEKS



**T45**  
Meeting & Boardroom Tables

30mm table top with an 85mm over-hang; wooden column legs; a choice of 4 length options; lift-up cable tray; available in 3 melamine colours.

- 730 (mm) high

<b>T4RM0140</b>	W: 1400 D: 1400	£ 1,600
<b>T4RM0280</b>	W: 2800 D: 1400	£ 2,900
<b>T4RM0420</b>	W: 4200 D: 1400	£ 4,200
<b>T4RM0560</b>	W: 5600 D: 1400	£ 5,500

DINAMICA  
CHAIRS  
AVAILABLE  
POA



COLOUR OPTIONS:





Delivery: 3 WEEKS



**Idea**  
Round Meeting Table

30mm round table top; silver or white trumpet column leg; (seats 4); Available in 6 melamine colours

- 730 (mm) high

<b>COTC10C</b>	Diameter: 1000mm	£ 620
<b>COTC12C</b>	Diameter: 1200mm	£ 650

**Idea**  
Meeting Table

30mm oval or boat shaped table top; silver or white trumpet column leg; seats from 4-12 people; Available in 6 melamine colours

- 730 (mm) high

<b>ROUND</b>		
<b>IDTR200</b>	W:2000 D:1100 H:730	£ 950
<b>IDTR240</b>	W:2400 D:1100 H:730	£ 990

**COLOUR OPTIONS:**



Wide range of shapes and finishes to adapt the tables to each of your needs concerning the look, the functionality and the room.



# MEETING & BOARDROOM

chair options found in our SEATING section



**LYNX**  
High Back  
Armchair  
(see page 61)



**MIRAGE.C**  
Medium  
Back Leather  
Armchair  
(see page 60)



**MALLA**  
High and Mid Back  
Stacking Meeting  
Chair (see page 62)



**SAMBA.L**  
Leather Armchair  
(see page 63)

# OFFICE SEATING



# EDO MESH

## Executive Seating

Delivery: 7-10 DAYS



Mesh back with ratchet height adjustment and lumbar support; Wide waterfall fully upholstered seat provides extra leg support; Synchronised mechanism: back lever releases free float, lock in desired position, forward lever adjusts height of gas spindle; Seat tension dial to adjust to user's weight; Height Adjustable arms; Black 5 Star spider base and castors. **Optional Chrome Base POA**



Dimensions (mm)  
 Seat Width: 515  
 Seat Depth: 485  
 Overall Height: 1220-1300

Overall Height: 1020-1110  
 (without headrest)



*The added bonus of the EDO7 range is the sliding seat feature*

**EDO7MHRHA**  
Executive Mesh



- Headrest
- Height Adjustable Arms
- Ratchet Back
- Sliding seat
- 2 Lever - Synchronised + Sliding Seat

A	£ 504
B	£ 510
C	£ 518

**EDO7MHA**  
Executive Mesh



- Height Adjustable Arms
- Ratchet Back
- Sliding seat
- 2 Lever - Synchronised + Sliding Seat

A	£ 458
B	£ 464
C	£ 472



Dimensions (mm)  
 Seat Width: 515  
 Seat Depth: 485  
 Overall Height: 1220-1300

Overall Height: 1020-1110  
 (without headrest)



**EDO5MHRHA**  
Executive Mesh



- Headrest
- Height Adjustable Arms
- Ratchet Back
- 2 Lever - Synchronised

A	£ 474
B	£ 480
C	£ 488

**EDO5MHA**  
Executive Mesh



- Height Adjustable Arms
- Ratchet Back
- 2 Lever - Synchronised

A	£ 428
B	£ 434
C	£ 444

# BETA MESH Seating

Delivery: 7-10 DAYS



Mesh back with waterfall fully upholstered seat; 2 lever mechanism, permanent contact back with fixed seat: Back lever releases back to lock in desired position, Forward lever adjusts height of gas spindle; Height adjustable or fixed arm options; Black spider 5 star base with drop spindle and castors.



Dimensions (mm)  
 Seat Width: 495  
 Seat Depth: 445  
 Overall Height: 940-1070



**BA900MGA**  
High Back Mesh



- Fixed arms
- 2 Lever - Permanent Contact

A	£ 270
B	£ 276
C	£ 282

**BA900MGHA**  
High Back Mesh



- Height adjustable arms
- 2 Lever - Permanent Contact

A	£ 296
B	£ 302
C	£ 310

Delivery: 7-10 DAYS



Medium back armchairs; With mesh back and upholstered seat; Black plastic armrests; Available with chrome 4-legged frame or cantilever frame.



Dimensions (mm)  
 Seat Width: 500  
 Seat Depth: 470  
 Overall Height: 830



**MALLA**  
Mesh Back Armchair



- Mesh back/upholstered seat
- Black plastic armrests
- Cantilever chrome frame

A	£ 266
B	£ 274
C	£ 278

**MALLA4**  
Mesh Back Armchair



- Mesh back/upholstered seat
- Black plastic armrests
- 4 legged chrome frame

A	£ 250
B	£ 258
C	£ 262

# OPERATOR Seating

Delivery: 7-10 DAYS



Fully upholstered seat and backrests; Moulded lumbar back support. 2 lever mechanism, permanent contact back with fixed seat: Back lever releases back to lock in desired position, Forward lever adjusts height of gas spindle; Height adjustable or fixed arm options; Black 5 star base and castors.

Stocked in Blue or Charcoal fabric. **Tested by FIRA to BS5459 Part 2: 2000**

**BEST SELLER**

Dimensions (mm)  
 Seat Width: 495  
 Seat Depth: 445  
 Overall Height: 975-1160



**BA900G**  
High Back Chair



- Upholstered seat/back
- Without arms
- 2 Lever - Permanent Contact

A	£ 166
B	£ 172
C	£ 176

**BA900GHA**  
High Back Chair



- Upholstered seat/back
- Height adjustable arms
- 2 Lever - Permanent Contact

A	£ 220
B	£ 228
C	£ 236

**BA900GA**  
High Back Chair

- Upholstered seat/back
- Fixed arms
- 2 Lever - Permanent Contact

A	£ 188
B	£ 194
C	£ 200





# DRAUGHTSMAN Seating

Delivery: 7-10 DAYS



Medium back draughtsman chair; no arms; lumbar back support. 2 lever mechanism, permanent contact back with fixed seat: back lever releases back to lock in desired position, forward lever adjusts height of gas spindle; fixed and height adjustable footring options; black 5 star base and glides; available with fixed arms.



**BA800GD**  
**Dimensions (mm)**  
 Seat Width: 495  
 Seat Depth: 445  
 Overall Height: 1220-1400

**BA800GR**  
**Dimensions (mm)**  
 Seat Width: 495  
 Seat Depth: 445  
 Overall Height: 1110-1420



**BA800GD**  
 Medium Back Draughtsman



- Upholstered seat/back
- Fixed footing
- 2 Lever - Permanent Contact

A	£ 204
B	£ 208
C	£ 212

**BA800GR**  
 Medium Back Draughtsman



- Upholstered seat/back
- Height adjustable footing
- 2 Lever - Permanent Contact

A	£ 214
B	£ 218
C	£ 222

Delivery: EXPRESS



Medium back industrial seating; No arms. 2 Lever Permanent Contact Mechanism; Fixed or Height adjustable chrome footing options; Black 5 star base and glides; available in Black



**Dimensions (mm)**  
 Seat Width: 460  
 Seat Depth: 420  
**BT8GD**  
 Overall Height: 1000-1220

**BT8GR**  
 Overall Height: 920-1280

**BT8GD**  
 Medium Back Draughtsman

- Polyurethane seat/back
- Fixed footing
- 2 lever - Permanent Contact

£ 220

**BT8GR**  
 Medium Back Draughtsman



- Polyurethane seat/back
- Height adjustable footing
- 2 lever - Permanent Contact

£ 234

**BT8**  
 Medium Back Typist Chair



- Polyurethane seat/back
- 2 lever - Permanent Contact

£ 175

# DRAUGHTSMAN SEATING BENEFITS

Draughtsman high chairs are suitable for laboratories, retail outlets, banks, height adjustable desks, work benches and anywhere you need a higher than usual seating position. Available fully upholstered in fabric or wipe clean vinyl. Also available in durable polyurethane, constructed with a rubber texture seat and back, ideal for medical and food industries and can be washed or wiped clean. Draughtsman chairs are available with a fixed footring which is fixed at the bottom of the spindle or an adjustable footring for easy movement. All Draughtsman chairs are fitted with a gas lift to accommodate the adjustment to any height position.

Delivery: 7-10 DAYS



High back draughtsman armchair; No arms; Lumbar back support. 2 lever mechanism, permanent contact back with fixed seat: Fixed and height adjustable footring options; Black 5 star base and glides; available with fixed arms.



**BA900GD**  
**Dimensions (mm)**  
 Seat Width: 495  
 Seat Depth: 445  
 Overall Height: 1220 – 1400

**BA900GR**  
**Dimensions (mm)**  
 Seat Width: 495  
 Seat Depth: 445  
 Overall Height: 1110-1420



**BA900GD**  
 High Back Draughtsman



- Upholstered seat/back
- Fixed footring
- 2 Lever - Permanent Contact

A	£ 208
B	£ 212
C	£ 216

**BA900GR**  
 High Back Draughtsman



- Upholstered seat/back
- Height adjustable footring
- 2 Lever - Permanent Contact

A	£ 218
B	£ 222
C	£ 226

# mechanisms

## PERMANENT CONTACT - FIXED SEAT TWO LEVER

ADDITIONAL FEATURES: **SLIDING SEAT, LUMBAR PUMP**



**FRONT LEVER:** Lift to raise seat up/down for height.

**BACK LEVER:** Lift up to allow movement of back. Push down to lock in desired position.

**HAND WHEEL:** Twist to raise/lower back height.

## SYNCHRONISED TWO LEVER

ADDITIONAL FEATURES: **SLIDING SEAT, LUMBAR PUMP**



**FRONT LEVER:** Lift to raise seat up/down for height.

**BACK LEVER:** Lift up, back seat and synchronised free float. Push down to lock in desired position.

**TENSION KNOB:** Twist to adjust tilting intensity.

## ASYNCHRO THREE LEVER

ADDITIONAL FEATURES: **SLIDING SEAT, LUMBAR PUMP**



**FRONT LEVER:** Lift to raise seat up/down for height.

**MIDDLE LEVER:** Lift up seat free floats. Push down to lock in desired position.

**BACK LEVER:** Lift up to have back in free float. Push down to lock in position.

**HAND WHEEL:** Twist to raise/lower back height.

Delivery: 7-10 DAYS



Large upholstered seat and back with kidney shape back support; Free Float Mechanism (3 levers to adjust seat angle and seat height); Manual hand wheel adjusts back height; Height Adjustable arms; black 5 star base and black castors.



**BA915GHA**  
High Back Task Chair  
Dimensions (mm)  
Seat Width: 510  
Seat Depth: 445  
Overall Height: 1045-1240



- Deluxe operator high back chair
- Height adjustable arms
- 3 lever free float

A	£ 288
B	£ 292
C	£ 298

**BA915GA**  
High Back Task Chair



- Deluxe operator high back chair
- Fixed arms
- 3 lever free float

A	£ 246
B	£ 250
C	£ 256

**BA915G**  
High Back Task Chair



- Deluxe operator high back chair
- Without arms
- 3 lever free float

A	£ 218
B	£ 222
C	£ 228

# COMFORT Task Seating

Delivery: 7-10 DAYS



High back task chair; Wide waterfall fully upholstered seat provides extra leg support; 3 lever independent seat mechanism. Black 5 star base and castors.



Dimensions (mm)  
Seat Width: 500  
Seat Depth: 460  
Overall Height: 980-1230



**NB44EFHA**  
High Back Task Chair

- Upholstered seat/back
- Height adjustable arms
- 3 Lever - Independent seat adjustment.

A	£ 394
B	£ 398
C	£ 402

**NB44EF**  
High Back Task Chair



- Upholstered seat/back
- Without arms
- 3 Lever - Independent seat adjustment.

A	£ 328
B	£ 332
C	£ 336

**NB44EFA**  
High Back Task Chair



- Upholstered seat/back
- Fixed arms
- 3 Lever - Independent seat adjustment.

A	£ 364
B	£ 368
C	£ 372

Delivery: 7-10 DAYS



High Back Task Chair; Back with kidney shape support. Wide waterfall fully upholstered seat provides extra leg support; 3 Lever Free Float Mechanism. Black 5 star base and castors; Optional chrome base.



Dimensions (mm)  
Seat Width: 500  
Seat Depth: 460  
Overall Height: 980-1230



**NB46HA**  
High Back Task Chair

- Upholstered seat/back
- Height adjustable arms
- 3 Lever - Free float

A	£ 300
B	£ 304
C	£ 308

**NB46**  
High Back Task Chair



- Upholstered seat/back
- Without arms
- 3 Lever - Free float

A	£ 208
B	£ 212
C	£ 216

**NB46A**  
High Back Task Chair



- Upholstered seat/back
- Fixed arms
- 3 Lever - Free float

A	£ 240
B	£ 246
C	£ 250

# EXECUTIVE Leather Seating

Delivery: EXPRESS



High back executive swivel armchair fully upholstered in leather; black fixed padded arms; 2 lever standard tilt mechanism: right lever adjusts the tilt; left lever adjusts height of gas spindle, chrome 5 star base and castors; matching cantilever armchair; available in Black.



Dimensions (mm)  
Seat Width: 520  
Seat Depth: 440  
Overall Height: 1205-1295

Cantilever Height: 1010



**LINEA.S**  
High Back Executive  
Armchair



- Upholstered in leather
- Fixed padded arms
- 2 lever - Standard Tilt

£ 562

**LINEA.C**  
Medium Back Armchair



- Upholstered in leather
- Fixed padded arms
- Chrome cantilever frame

£ 436

Delivery: EXPRESS



High back executive swivel armchair fully upholstered in leather; Black fixed padded arms; 1 lever standard tilt mechanism: lever adjusts the tilt and height of gas spindle; chrome 5 star base and castors; matching cantilever armchair; available in Black.



Dimensions (mm)  
Seat Width: 520  
Seat Depth: 470  
Overall Height: 1040-1130



**MIRAGE.S**  
High Back Executive  
Armchair



- Upholstered in leather
- Fixed padded arms
- 1 lever - Standard Tilt

£ 300

**MIRAGE.C**  
Medium Back Armchair



- Upholstered in leather
- Fixed padded arms
- Chrome cantilever frame

£ 270

Delivery: 4 WEEKS



Comfortable wide seat, ergonomically contoured backrest; fixed, steel upholstered armrests; aluminium base with double castors; alternative cantilever base; available in 11 colours.

**Dimensions (mm)**

Width: 696  
Depth: 675  
Height: 1320

Cantilever Height: 1030



**LYNX S**  
High Back Chair



**LYNX C**  
Cantilever Chair



- Upholstered in Kaiman vinyl
- Fixed armrest with polished aluminum upholstered armpads
- Wide comfortable seat and profiled backrest
- 1 lever - standard tilt

- Upholstered in Karman
- Fixed armrests
- Chrome cantilever frame

£ 594

£ 434

**COLOUR OPTIONS:**



Delivery: EXPRESS



Comfortable wide seat; epron synchron mechanism; sliding seat system; aluminium base with double castors; alternative cantilever base; available in Black.

**Dimensions (mm)**

Width: 700  
Depth: 700  
Height: 990-1135

Cantilever Height: 1030



**ORLANDO S**  
High Back Chair



**ORLANDO C**  
Cantilever Chair



- Upholstered in leather
- Epron synchron mechanism
- Sliding seat system
- Height adjustable armrests

- Upholstered in leather
- Fixed armrests
- Chrome cantilever frame

£ 650

£ 520

**COLOUR OPTIONS:**



# MEETING ROOM Seating

Delivery: 7-10 DAYS



Medium or high back armchairs; upholstered seat/back; black plastic armrests; available with chrome 4-legged frame or cantilever frame.



Medium Back  
Dimensions (mm)  
Seat Width: 500  
Seat Depth: 470  
Overall Height: 830

High Back  
Dimensions (mm)  
Seat Width: 500  
Seat Depth: 470  
Overall Height: 930

**MALLAHUB**  
High Back Armchair



- Upholstered seat/back
- Black plastic armrests
- Cantilever chrome frame

A	£ 250
B	£ 260
C	£ 264

**MALLAUB**  
Medium Back Armchair



- Upholstered seat/back
- Black plastic armrests
- Cantilever chrome frame

A	£ 250
B	£ 254
C	£ 258

# MEETING ROOM Seating

Delivery: 7-10 DAYS



**MALLA4UB**  
Medium Back Armchair



- Upholstered seat/back
- Black plastic armrests
- 4 legged chrome frame

A	£ 226
B	£ 230
C	£ 236

**MALLA4HUB**  
High Back Armchair



- Upholstered seat/back
- Black plastic armrests
- 4 legged chrome frame

A	£ 254
B	£ 258
C	£ 262



**Dimensions (mm)**  
 Seat Width: 470  
 Seat Depth: 440  
 Overall Height: 870

Delivery: EXPRESS



Meeting armchair; Fixed arms with black / grey wooden armrest detail; Chrome 4-legged frame; available in Black, Grey Leather or Vinyl.

**SAMBA.L**  
Armchair



- Upholstered seat/back
- Black wooden armrests
- 4 legged chrome frame

LEATHER:  
 £ 190

**SAMBA.V**  
Armchair



- Upholstered seat/back
- Black wooden armrests
- 4 legged chrome frame

VINYL:  
 £ 146

VINYL COLOUR OPTIONS:



# MEETING ROOM Seating



Chrome skid base chair, upholstered seat and backrest; stacks up to 6 high; available in a choice of vinyl or Era fabric.



**VESTA NEW**  
**Dimensions (mm)**  
 Seat Width: 515  
 Seat Depth: 550  
 Overall Height: 845



Link option  
POA

**VESTA NEW**  
Bistro Chair



- Chrome sled leg frame
- Upholstered seat and back


£ 104

**VESTA NEW**  
Bistro Armchair



- Chrome sled leg frame
- Upholstered seat and back
- Black plastic armrests

£ 144





# CONFERENCE & Training Room Seating

Delivery: 7-10 DAYS



Multi-Purpose Stacking Side Chair; Fully upholstered with extra foam back pad and seat; Chrome or Black 4-legged frame options; Armchair comes with black moulded arm rests; Wooden writing tablet is available in beech finish - with single or double arm options. Available in a wide range of fabrics or vinyls.

TESTED FOR STABILITY & DURABILITY TO EUROPEAN STANDARDS



Dimensions (mm)  
Seat Width: 470  
Seat Depth: 470  
Overall Height: 820



DBY415CP

DBY415EP

<b>DBY415CP</b>	Stackable side chair	£ 128
<b>DBY415EP</b>	Stackable side chair	£ 120
<b>DBY415CPA</b>	Stackable side armchair	£ 156
<b>DBY415EPA</b>	Stackable side armchair	£ 150
<b>DBY415CPWT</b>	Training room chair with wooden writing tablet	£ 214
<b>DBY415EPWT</b>	Training room chair with wooden writing tablet	£ 208
<b>DBY415ASLAMR</b>	Training room chair with black writing tablet	£ 170
<b>DBY415ASLAML</b>	Training room chair with black writing tablet	£ 170



DBY415CPA

DBY415EPA

DBY415CPWT

DBY415EPWT

DBY415ASLAMR

DBY415ASLAML



	DBY415CP	DBY415EP	DBY415CPA	DBY415EPA	DBY415CPWT	DBY415EPWT	DBY415ASLAMR	DBY415ASLAML
Extra foam back and seat pad	●	●	●	●	●	●	●	●
Robust heavy gauge steel. 7.5Kg	●	●	●	●	●	●	●	●
Double welded frame	●	●	●	●	●	●	●	●
Floor protectors	●	●	●	●	●	●	●	●
Black frame		●		●		●		
Chrome frame	●		●		●		●	●
Frame plug	●	●	●	●	●	●	●	●
Black polypropylene moulded arms			●	●	●	●	●	●
Robust beech wooden writing tablet					●	●		
Robust black ASLAM writing tablet							●	●
Left hand option					●	●		●
Right hand option					●	●	●	

# MULTI-PURPOSE Contract Seating

Delivery: EXPRESS



4 Legged stacking side chair; upholstered seat and back; writing tablet available, right hand ONLY; black or chrome frame: stacks maximum of 12; set of arms available; available in Charcoal, Blue or Madrid Red.



Dimensions (mm)  
Seat Width: 470  
Seat Depth: 460  
Overall Height: 820

**ASALM**  
Writing Tablet  
for 21 Series

- Chrome arm attachment
- Black wooden flip top
- Right hand ONLY

£ 42

**21SB**  
Stackable Side Chair

**21SC**  
Stackable Side Chair



available  
with link

- Upholstered seat/back
- 4 legged black frame

£ 40

- Upholstered seat/back
- 4 legged chrome frame

£ 42



FOLDING  
WRITING TABLET

Delivery: 4 WEEKS



4 Legged stacking side chair; a choice of either plywood or polypropylene seat and backrest; chrome frame; stacks maximum of 12; Available in a range of wood laminates or plastic colour finishes.



Dimensions (mm)  
Seat Width: 475  
Seat Depth: 415  
Overall Height: 820

**21SPC**  
Stackable Side Chair

**21SWOOD**  
Stackable Side Chair



available  
with link

- Polypropylene seat/back
- 4 legged chrome frame

£ 46

- Plywood seat/back
- 4 legged chrome frame

£ 76

COLOUR OPTIONS:



WOOD FINISH



PLASTIC FINISHES

# CONTRACT Seating

Delivery: EXPRESS



High back operators chair; gas height adjustment; black nylon fixed arm option; 2 lever mechanism, permanent contact back with fixed seat: back lever releases back to lock in desired position, forward lever adjusts height of gas spindle; black 5 star base and castors; available in Charcoal or Blue fabric.



Dimensions (mm)  
 Seat Width: 495  
 Seat Depth: 445  
 Overall Height: 975-1160

**OC9**  
High Back Chair



- Upholstered seat/back
- Without arms
- 2 Lever - Permanent Contact

£ 108

**OC9A**  
High Back Chair



- Upholstered seat/back
- Fixed arms
- 2 Lever - Permanent Contact

£ 129

Delivery: EXPRESS



High back operators chair; gas height adjustment; sculptured back; chrome 5 star base; complete with height adjustable arms; 2 lever mechanism, permanent contact back with fixed seat; back lever releases back to lock in desired position, forward lever adjusts height of gas spindle; boxed for easy storage; available in Black, Blue & Charcoal fabric.



Dimensions (mm)  
 Seat Width: 500  
 Seat Depth: 480  
 Overall Height: 980-1100

**OC3**  
High Back Chair



- Upholstered seat/back
- Height adjustable arms
- 2 Lever - Permanent Contact

£ 146

# BACK CARE SEATING



## REST IS TO MOVE

Take two or three 30 - 60 second breaks each hour to allow your body to recover from periods of repetitive stress.

Movement during regular breaks not only reduces your risk for injury, but also relieves muscles, lubricates joints, and reduces pressure on the spine. So adjust your work position, stand up, walk around, or stretch a bit when you have the chance.





£ 570

Delivery: 7-10 DAYS



The Orthopaedica high back chair provides the ultimate level of postural support, ideal for those with back problems. The synchronised mechanism adjustments of the seat and back angle ensures the user can achieve the optimum seated position. This chair can be further optimised with additional features including fold down adjustable arms. **Stocked in Havana Black.**

OC309HA  
**Dimensions (mm)**  
 Seat Width: 670  
 Seat Depth: 625  
 Overall Height:  
 1140-1330



- Inflatable Lumbar & Thorax support
- Fully Synchronised Mechanism
- Black 5 Star Spider Base
- Fully Upholstered Chair Back
- AirTech Seat Board
- Upholstered Chair Seat
- Seat Slide
- Ratchet High Back
- Height Adjustable Arms



**Inflatable Lumbar & Thorax**

By using the pneumatic pump the lumbar or thorax can be inflated or deflated as required.



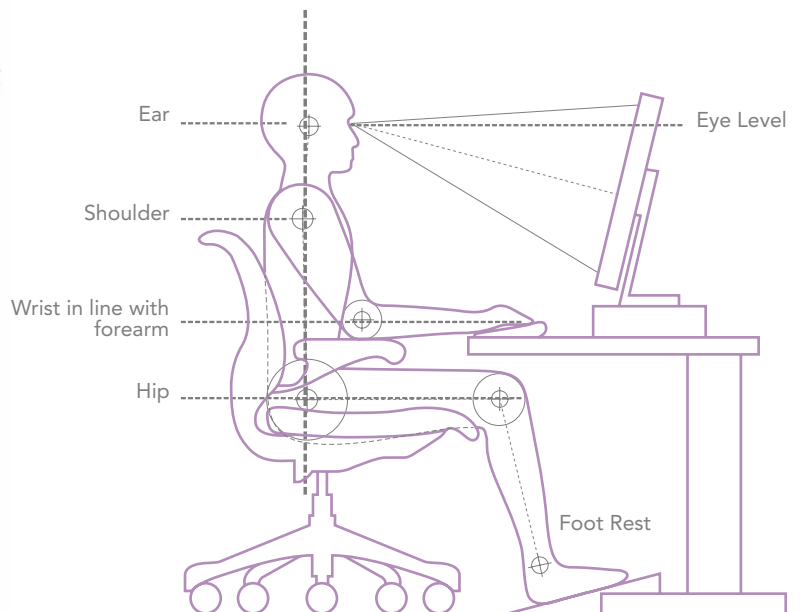
**AirTech Seat Board**

A push of the button allows air to flow through the two way valve; this enables the seat to move as you move and moulds to your natural shape.



**Height Adjustable Arms**

Fully height adjustable arms allow easy access to workstation. **POA**



# EXTRA COMFORT Posture Chair

Delivery: 7-10 DAYS



High back extra comfort and posture chair; wide waterfall fully upholstered seat provides extra leg support; 3 lever asynchro mechanism: back lever releases free float, lock in desired position, middle lever to adjust in free float or lock, forward lever adjusts height of gas spindle; Seat tension dial to adjust tilting; black 5 star base and castors.



- 1 Back lever releases back to free float and lock in desired position.
- 2 Middle lever releases seat to free float and lock in desired position.
- 3 Forward lever adjusts height of gas spindle
- 4 Sliding seat.
- 5 Tension knob adjusts tilting intensity.
- 6 Manual hand wheel adjusts back height.
- 7 Lumbar support pump.



**NB44EFHASSLB**  
High Back Task Chair

- Height adjustable arms
- Sliding seat
- Lumbar pump
- 3 Lever - Asynchro + sliding seat

£ 440

Dimensions (mm)  
Seat Width: 500  
Seat Depth: 460  
Overall Height: 980-1230



# EDO EXTRA COMFORT Posture Chair

Delivery: 7-10 DAYS



High back posture chair with extra wide seat; fully upholstered seat for extra comfort; black height adjustable arms with polyurethane pad; 2 lever synchronised mechanism: back lever releases free float, lock in desired position, forward lever adjusts height of gas spindle; black 5 star base and castors.



**ED700HA**  
High Back Task Chair

Dimensions (mm)  
Seat Width: 515  
Seat Depth: 485  
Overall Height: 1110-1175



£ 390

- 1 Wide waterfall extra comfort seat.
- 2 Sliding seat mechanism extends and locks seat for extra comfort and leg support.
- 3 Tension knob adjusts tilting intensity.
- 4 Lumbar support pump.
- 5 Height adjustable arms.
- 6 Ratchet back height adjustment.
- 7 Back lever lifts up to have back free float and lock in desired position; Front lever lifts to adjust height of gas spindle.



1. Wide Waterfall Seat
2. Sliding Seat
3. Tension Knob



4. Lumbar Pump
5. Height Adjustable Arms



6. Ratchet Back



7. 2 Lever Synchro Mechanism





Delivery: 4 WEEKS



Robust and durable 24-hour chair; multi-function mechanism with seat tilt; forward seat tilt promoting natural S shape in spine; independent backrest angle adjustment and tilt multi-position lock; tension control; adjustable headrest and neck support (MH1); height adjustable ratchet backrest; height & width adjustable armrests; chrome 5 star base and black castors.

# 24 HOUR ERGONOMIC Chair



**MM2**  
High Back 24 Hour Chair

Dimensions (mm)  
Seat Width: 510  
Seat Depth: 495  
Overall Height: 1075-1235

£ 638



- 1 Multi-function mechanism multi-position lock
- 2 Seat tilt mechanism
- 3 Height adjustable ratchet backrest
- 4 Height & width adjustable armrests
- 5 Tension control
- 6 Adjustable headrest and neck support (MH1)



**MH1**  
High Back 24 Hour Chair  
with headrest

Dimensions (mm)  
Seat Width: 510  
Seat Depth: 495  
Overall Height: 1140-1430

£ 758





Delivery: 4 WEEKS



# PERFORMANCE Chair

High back performance posture chair with headrest; multi-function heavy duty mechanism with seat tilt; height adj arms; Inflatable lumbar pump; ratchet back; seat slide; independent back angle adjustment and multi-position lock; black 5 star base and castors.

OPTIONAL: chrome base £75, memory foam £100



**PH1A**  
High Back Performance Chair with headrest

**Dimensions (mm)**  
Seat Width: 490  
Seat Depth: 470-500  
Overall Height: 1070



- Upholstered seat/back
- Height adjustable arms
- Multi-function mechanism

£ 600

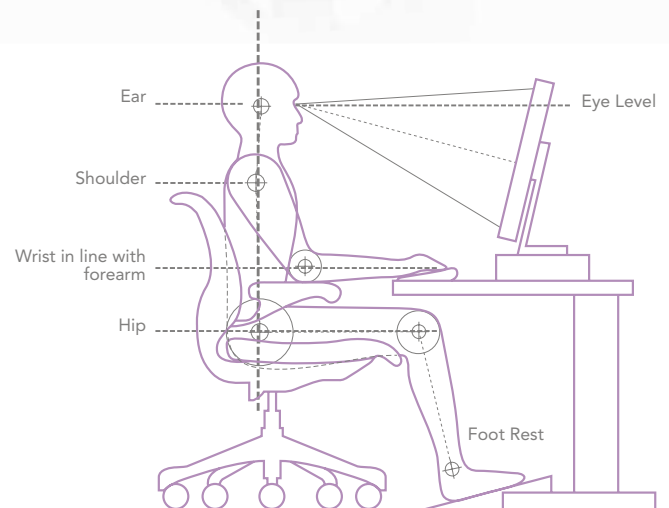
**PM2A**  
High Back Performance Chair

**Dimensions (mm)**  
Seat Width: 490  
Seat Depth: 470-500  
Overall Height: 980



- Upholstered seat/back
- Height adjustable arms
- Multi-function mechanism

£ 532




























# camira

## FABRIC COLOUR OPTIONS

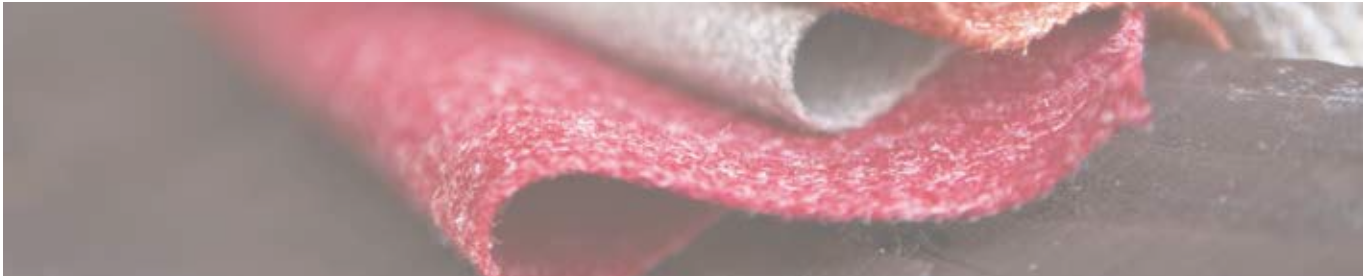
For more information visit [www.camirafabrics.com](http://www.camirafabrics.com)

# Phoenix

Phoenix is a cost-effective simple crêpe weave fabric available in a wide selection of commercial colorways, suitable for task seating. Lightly textured, there's an almost industrial metallic sheen to the freshly themed colorways which work with Lucia.

SEATING FABRICS	PHOENIX - BAND A					
		 CIGARETTES & MATCH	 MEDIUM HAZARD B1	 WASHABLE	 ENVIRONMENTAL	 10 YEAR GUARANTEE
 BAND A: <b>Blizzard</b> YP081	 BAND A: <b>Windjammer</b> YP047	 BAND A: <b>Curacao</b> YP005	 BAND A: <b>Cayman</b> YP024	 BAND A: <b>Lobster</b> YP076		
 BAND A: <b>Paseo</b> YP019	 BAND A: <b>Rainforest</b> YP114	 BAND A: <b>Ocean</b> YP100	 BAND A: <b>Tarot</b> YP084	 BAND A: <b>Jamaica</b> YP027		
 BAND A: <b>Sombrero</b> YP046	 BAND A: <b>Montserrat</b> YP011	 BAND A: <b>Costa</b> YP026	 BAND A: <b>Guyana</b> YP051	 BAND A: <b>Calypso</b> YP106		
 BAND A: <b>Havana</b> YP009	 BAND A: <b>Taboo</b> YP045	 BAND A: <b>Arawak</b> YP016	 BAND A: <b>Tobago</b> YP030	 BAND A: <b>Belize</b> YP105		


























Due to the limitations of the printing process colours may not be 100% accurate, please request samples.



For more information visit [www.camirafabrics.com](http://www.camirafabrics.com)

# Urban Plus

Urban has a sharply styled architectural look with clean lines forming a structured geometric grid pattern reminiscent of a downtown urban cityscape.

SEATING FABRICS		URBAN PLUS - BAND B		 CIGARETTES & MATCH	 MEDIUM HAZARD B1	 WASHABLE	 ENVIRONMENTAL	 10 YEAR GUARANTEE
								
<b>BAND B: Metropolis</b> YN097	<b>BAND B: Uptown</b> YN200	<b>BAND B: Avenue</b> YN148	<b>BAND B: Highrise</b> YN076	<b>BAND B: Living</b> YN108				
								
<b>BAND B: Curb</b> YN206	<b>BAND B: Penthouse</b> YN202	<b>BAND B: Congestion</b> YN079	<b>BAND B: Precinct</b> YN207	<b>BAND B: District</b> YN212				
								
<b>BAND B: Square</b> YN207	<b>BAND B: Junction</b> YN083	<b>BAND B: Underground</b> YN145	<b>BAND B: Curb</b> YN206	<b>BAND B: Sidewalk</b> YN094				
								
<b>BAND B: Conurbation</b> YN082	<b>BAND B: Cosmopolitan</b> YN203	<b>BAND B: Freeway</b> YN211	<b>BAND B: Streetsmart</b> YN209	<b>BAND B: Boulevard</b> YN160				

Due to the limitations of the printing process colours may not be 100% accurate, please request samples.



For more information visit [www.camirafabrics.com](http://www.camirafabrics.com)

# Xtreme

Xtreme was our first 100% recycled fabric to include closed loop content. 25% of the raw material is derived from our own waste streams, specifically polyester selvages and yarn remnants. The mottled appearance is also a practical solution to aid appearance retention. Lightly textured, there's an almost industrial metallic sheen to the freshly themed colorways which work with Lucia.

SEATING FABRICS	XTREME - BAND C					
		CIGARETTES & MATCH	MEDIUM HAZARD B1	WASHABLE	ENVIRONMENTAL	YEAR GUARANTEE

Due to the limitations of the printing process colours may not be 100% accurate, please request samples.

























<b>Tokara</b> YS136	<b>Steel</b> YS095	<b>Apple</b> YS096	<b>Tobago</b> YS030	<b>Bridgetown</b> YS102	<b>Diablo</b> YS101
<b>Lobster</b> YS076	<b>Belize</b> YS105	<b>Solano</b> YS072	<b>Blizzard</b> YS081	<b>Havana</b> YS009	<b>Slip</b> YS094
<b>Osumi</b> YS171	<b>Krabi</b> YS141	<b>Nougat</b> YS091	<b>Aruba</b> YS108	<b>Windjammer</b> YS047	<b>Madura</b> YS156
<b>Lombok</b> YS159	<b>Taboo</b> YS045	<b>Appledor</b> YS077	<b>Campeche</b> YS074	<b>Parasol</b> YS073	<b>Adobo</b> YS165
<b>Rum</b> YS173	<b>Bluebell</b> YS097	<b>Ocean</b> YS100	<b>Curacao</b> YS005	<b>Honeymoon</b> YS035	<b>Bonaire</b> YS172



For more information visit [www.chieftainfabrics.com](http://www.chieftainfabrics.com)

# Trimcell

Trimcell is the market leader in upholstery fabrics. It is a Crib 7 vinyl with a soft feel. It is REACH compliant, phthalate free and is anti-microbial. Trimcell is suitable for all seating applications from schools to speed boats, and operating theatres to opera houses. It comes in a range of 54 bright and elegant colours.

SEATING VINYL	TRIMCELL	 UPHOLSTERY	 PHTHALATE FREE	 ANTIMICROBIAL & ANTIFUNGAL	 CRIB 7	 STAIN RESISTANT	 500,000 Martindale Rubs	 REDUCED ENVIRONMENTAL IMPACT	 TROPICAL TEST	 3 YEAR GUARANTEE
										
										
										

Due to the limitations of the printing process colours may not be 100% accurate, please request samples.

# BISTRO TABLES, CHAIRS & BENCHES



# BISTRO Seating



Delivery: 5 WEEKS

Multi-purpose stacking chair with four legs in chrome; Polypropylene shell; Stacks: 6 chairs high; chairs; available in 6 gloss finishes: white, lime green, orange, red, purple and anthracite.



**Fondo**  
**Dimensions (mm)**  
 Seat Width: 445  
 Seat Depth: 410  
 Overall Height: 830

**Fondo Hocker**  
**Dimensions (mm)**  
 Seat Width: 445  
 Seat Depth: 410  
 Overall Height: 1100



**FONDO**  
Bistro Chair



- 4 chrome legs
- Polypropylene shell

£ 120

**FONDO HOCKER**  
Bistro Stool



- 4 chrome legs
- Polypropylene shell
- Chrome foot rung

£ 150




Delivery: EXPRESS

Multi-purpose stacking chair with four legs in chrome; Polypropylene shell; Stackable; available in 6 UV resistant colours: green, red, orange, white, black and blue.



**Dimensions (mm)**  
 Seat Width: 450  
 Seat Depth: 495  
 Overall Height: 855

- 1 The seat is equipped with a central hole to allow for drainage.
- 2 Under seat cap to aid stacking.



Stackable

**ARi**  
4 Legged chair



- 4 chrome legs
- Polypropylene shell

£ 72



# BISTRO Seating

Delivery: 3 WEEKS



SHOREDITCH seating range with a common polypropylene seat shell; 6 leg variations: chrome 4 leg, skid, spider, skid stool and beech and black 4 leg; available in 9 colours.

## SHOREDITCH



<b>360031</b>	Side Chair, Frame F - 4 Leg	£ 136
<b>360030</b>	Side Chair, Frame E - Skid	£ 138
<b>360037</b>	Side Chair, Frame K - Beech 4 Leg	£ 142
<b>360039</b>	Side Chair, Frame K - Black 4 Leg	£ 142
<b>360047</b>	Side Armchair, Frame K - Beech 4 Leg	£ 164
<b>360054</b>	High Stool, Frame K - Beech 4 Leg with foot rung	£ 180
<b>360055</b>	High Stool, Skid with foot rung	£ 174
<b>360062</b>	High Stool, Frame K - Black 4 Leg with foot rung	£ 180

### COLOUR OPTIONS:



# BISTRO Seating



Evora stool  
also available  
in wood



Delivery: 4 WEEKS



**EVORA HOCKER**  
Bar Stool

- 4 chrome legs
- upholstered seat and back
- chrome foot rung
- W: 395 D: 425 H: 1020
- Valencia vinyl

£ 308

# BISTRO Seating

Delivery: 5 WEEKS



Four-legged bistro chair; plywood seat and backrest; handle in the upper part of the backrest to carry the chair; chrome frame; chair stacks a max of 4 pieces; Available in a variety of laminates or wood finish.



Cafe II  
**Dimensions (mm)**  
 Seat Width: 430  
 Seat Depth: 430  
 Overall Height: 850

**CAFE II**  
 Bistro Chair Wood



- 4 chrome legs
- Plywood seat and back

£ 120

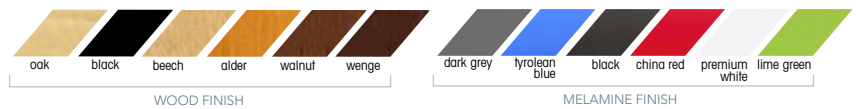
**CAFE II**  
 Bistro Chair Laminate



- 4 chrome legs
- Melamine seat and back

£ 150

**COLOUR OPTIONS:**



Delivery: EXPRESS



Four-legged bistro chair; plywood seat and backrest; chrome frame; matching stool with sled frame and foot rung support; chair stacks a max of 4 pieces; other colours available on request.



Cafe VII  
**Dimensions (mm)**  
 Seat Width: 430  
 Seat Depth: 430  
 Overall Height: 850

Cafe VII Hocker  
**Dimensions (mm)**  
 Seat Width: 370  
 Seat Depth: 400  
 Overall Height: 1100

**CAFE VII**  
 Bistro Chair



- 4 chrome legs
- Plywood seat and back

WOOD: £ 120      LAMINATE: £ 150

**CAFE VII HOCKER**  
 Bistro Stool



- Chrome sled leg frame
- Plywood seat and back
- Chrome foot rung

WOOD: £ 170      LAMINATE: £ 199

# BISTRO Seating

Delivery: 5 WEEKS



Multi-purpose stacking chair with four legs in chrome; Plywood seat and backrest; Chair stacks a max of 4 pieces; Matching four legged stool with foot rung; available in a range of wood stain and laminate finishes.



**Bingo**  
**Dimensions (mm)**  
 Seat Width: 445  
 Seat Depth: 455  
 Overall Height: 820

**Bingo Hocker**  
**Dimensions (mm)**  
 Seat Width: 445  
 Seat Depth: 455  
 Overall Height: 1136

**BINGO**  
Bistro Chair



- 4 chrome legs
- Plywood seat and back

WOOD: £ 170  
 LAMINATE: £ 196

**BINGO HOCKER**  
Bistro Stool



- 4 chrome legs
- Plywood seat and back
- Chrome foot rung

WOOD: £ 218  
 LAMINATE: £ 242

**COLOUR OPTIONS:**



WOOD FINISH



MELAMINE FINISH

Delivery: 4-5 WEEKS



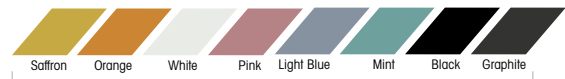
Tauko 4 legged bar stool; natural solid wood beech legs with plywood shell, thickness 8mm; a black felt strip is fitted along the gap in the seat; shell available in a range of 8 colours.

**TAUKO**  
Bar Stool

- Height 1020(mm)
- Width 395(mm)
- Depth 425(mm)



**COLOUR OPTIONS:**



SHELL FINISHES

£ 520

# BISTRO Seating

Delivery: EXPRESS 

4 legged stacking chair; Polypropylene shell; Black metal frame; available in Black shell.



Dimensions (mm)  
Seat Width: 490  
Seat Depth: 430  
Overall Height: 820

**POLYBLACK**  
4 Legged stacking  
Chair

- Polypropylene shell
- Black 4 legged frame

£30

Delivery: 4-5 WEEKS 

PARIS 4 legged high stool and side chair; steel frame with EPC clear coating (copper colours also available - P.O.A.)

COLOUR OPTIONS:



metallic  
COLLECTION

**Paris**  
High Stool



**331905**  
Side Chair  
• Height 855(mm)  
• Seat height 450(mm)  
• Depth 520(mm)

£ 138



**331902**  
High Stool  
• Height 940(mm)  
• Seat height 745(mm)  
• Depth 465(mm)

£ 192

# COLOURED Table & Bench

Delivery: 4 WEEKS



The Coloured Bench table and seat is a stylishly well functioning canteen table complete with a bench seat.

The table is ideal for staff and school canteens and can accommodate 6-8 people. It is available in 10 colours.

BENCH SIZE: 730H X 800W MM  
SEAT SIZE: 400H X 360D MM

# BISTRO Tables

Delivery: 4-5 WEEKS



Bistro Canteen/Cafe Tables; Circular and square top options; Chrome leg in two heights; Flat chrome base; aluminium trim; available in a range of Melamine Top 8 finishes.

Square Table  
Dimensions (mm)  
Top: 800 x 800  
Foot Width: 500 x 500

Round Table  
Dimensions (mm)  
Top Diameter: 400  
Foot Width: 500



**LARA INOX SQ**  
Bistro Table

- 36mm top
- Top, 800 x 800 (mm)
- Chrome Leg, 730 high (mm)

WHITE OR BEECH:

£ 425

**LARA INOX 730**  
Bistro Table



- 36mm top
- Top, 800 diameter (mm)
- Chrome Leg, 730 high (mm)

WHITE OR BEECH:

£ 383

**LARA INOX 1100**  
Tall Bistro Table



- 36mm top
- Top, 600 diameter (mm)
- Chrome Leg, 1100 high (mm)

WHITE OR BEECH:

£ 372

# BISTRO Tables

Delivery: 5 WEEKS



Bistro canteen/cafe tables; Circular and square options with melamine tops; Chrome leg in two heights; Cross base with levellers; available in a range of Topalit tops.



**CRUZO 1080**  
Tall Bistro Table

- Melamine top
- Top, 800 diameter (mm)
- Chrome Leg, 1050 high (mm)

£ 270

**CRUZO 8074**

Bistro Table



- Melamine top
- Top, 800 diameter (mm)
- Chrome Leg, 730 high (mm)

£ 235

**CRUZO 1075**

Bistro Table



- Melamine top
- Top, 1000 diameter (mm)
- Chrome Leg, 730 high (mm)

£ 265

Delivery: 5 WEEKS



Bistro Canteen/Cafe Tables with Topalit tops; two size top options; chrome leg in two heights; metal flat round black base; Melamine tops available in 22 colours.

**Dimensions (mm)**

Top Diameter: 600 or 800  
Foot Width: 450



**LENA 7080**

Bistro Table



- Melamine top
- Top, 800 diameter (mm)
- Chrome Leg, 730 high (mm)

£ 175


**LENA 1100**

Tall Bistro Table



- Melamine top
- Top, 600 diameter (mm)
- Chrome Leg, 1100 high (mm)

£ 173



**FINISHES** LARA MFC TOP: Melamine

			
<b>Black</b> CC	<b>Brown Hickory</b> NV	<b>Slate</b> MS	<b>Tabac Cherry</b> NT
			
<b>Maple</b> NH	<b>Platinum</b> MP	<b>White Grey</b> MB	<b>White</b> BI







**FINISHES** LENA MFC TOP: Melamine

				
<b>Brown Hickory</b> NV	<b>Tiepolo Nut</b> NP	<b>Tabac Cherry</b> NT	<b>Aragon Oak</b> NA	<b>Natural Hickory</b> NZ
				
<b>Natural Country Beech</b> NL	<b>Beech Bright</b> NB	<b>Maple</b> NH	<b>Acacia Light</b> NJ	<b>Champagne Hard Maple</b> NC
				
<b>Black</b> CC	<b>Diamond Grey</b> NM	<b>Slate</b> MS	<b>Grey Basalt</b> BZ	<b>Cashmere</b> NK
				
<b>Platinum</b> MP	<b>White Grey</b> MB	<b>White</b> BI	<b>Denim Blue</b> NR	<b>Fjord Green</b> NS
				
<b>Blood Orange</b> NU	<b>Saffron</b> NF			

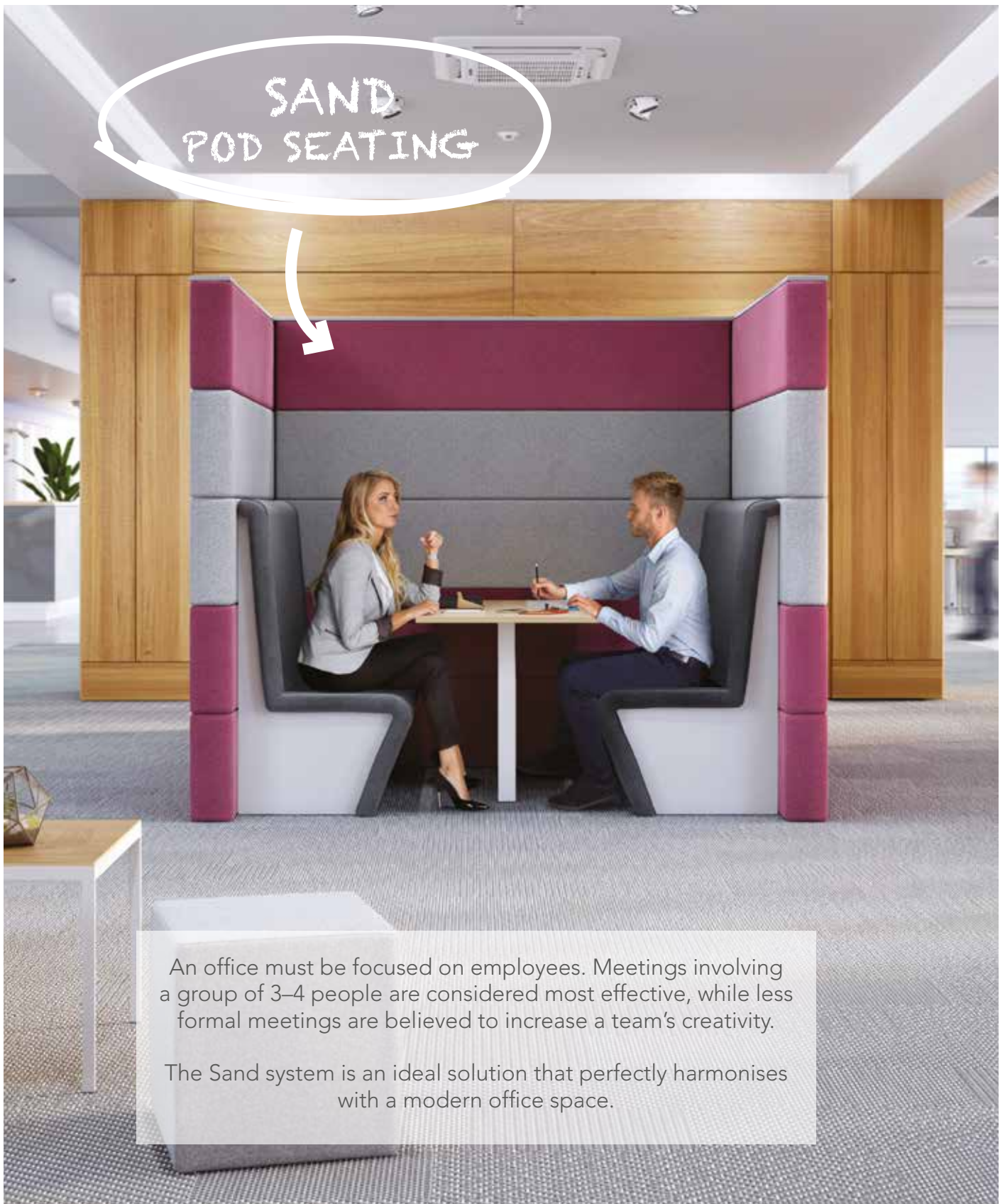





FINISHES		EVORA: Wood and Veneer				
						
Wenge - wood 1.033	Havana - wood 1.076	Alder - wood 1.040	Beech - wood 1.007	Black - wood 1.043		
						
Walnut - wood 1.031	Columbo - wood 1.032	Palisander - wood 1.023	Eco Nut - veneer N07	Oak - veneer D07		
						
Ash - veneer J07						

FINISHES		ISO Plastics				
						
K02	K05	K31	K59	K30		
						
K33	K36	K32	K01			

# BREAKOUT & COLLABORATIVE SEATING



Delivery: 4 WEEKS



POA



POA

# BREAKOUT Seating

Delivery: 3 WEEKS



SKARA high and medium back executive swivel armchair and foot-stool fully upholstered; chrome polished 4 star swivel base with glides; Solid or two tone fabric; available in a choice of colours from the Camira Blazer range



**SKSWHRE**  
Dimensions (mm)  
Seat Width: 600  
Seat Depth: 465  
Overall Height: 810

**SKSWHRE**  
Dimensions (mm)  
Seat Width: 600  
Seat Depth: 465  
Overall Height: 1020

**SKSWE**  
Medium Back Armchair



- Upholstered seat/back
- Chrome 4 star swivel base
- Solid or two tone fabric

SINGLE COLOUR  
**SKSWE** £ 770  
TWO TONE  
**SKSW2E** £ 790

**SKSWHRE**  
High Back Executive Armchair



- Upholstered seat/back
- Chrome 4 star swivel base
- Solid or two tone fabric

SINGLE COLOUR  
**SKSWHRE** £ 960  
TWO TONE  
**SKSWHR2E** £ 980

## SKARA Foot Stool

- Upholstered seat
- Chrome 4 star swivel base
- Solid or two tone fabric

Dimensions (mm)  
Seat Width: 600  
Seat Depth: 465  
Overall Height: 400

SINGLE COLOUR  
**SKSWFRE** £ 430  
TWO TONE  
**SKSW2FR2E** £ 450





**Delivery: 3 WEEKS**



Skara low back swivel, walnut veneer outer shell, upholstered in single tone fabric, swivel 640mm 4 star chrome base with glides; available in a choice of colours from the Camira Blazer range

SKSWHRWE  
**Dimensions (mm)**  
 Seat Width: 600  
 Seat Depth: 465  
 Overall Height: 1020

SKSWWE  
**Dimensions (mm)**  
 Seat Width: 600  
 Seat Depth: 465  
 Overall Height: 810

**SKARA**  
 Veneer Shell Swivel chair



- Walnut Veneer back
- Upholstered seat
- Chrome 4 star swivel base

HIGH BACK <b>SKSWHRWE</b>	£ 1090
LOW BACK <b>SKSWWE</b>	£ 890



# BREAKOUT Seating

Delivery: EXPRESS



Soft upholstered seat and backrest with integrated armrests; a choice of fabric or vinyl options available; available in Black Kaiman.



**CLUBTUB**  
Dimensions (mm)  
Seat Width: 480  
Seat Depth: 490  
Overall Height: 770

**CLUBDUO**  
Dimensions (mm)  
Seat Width: 1066  
Seat Depth: 490  
Overall Height: 770



**CLUBTUB**  
Tub Single Chair



• Upholstered seat/back

LEATHER	VINYL
£ 350	£ 206

**CLUBDUO**  
Tub 2 Seater Sofa



• Upholstered seat/back

LEATHER	VINYL
£ 594	£ 374




Delivery: 3 WEEKS



Qubi modular soft seating; Fully upholstered with black plastic feet; Design shapes with infinite layouts; easily moved to adjust layout; Available in a choice of colours from the Camira ranges Xtreme Plus, X2, Urban Plus and vita vinyl.

AVAILABLE SHAPES



COMBINATIONS



**QB1**  
Cubed Pod



- Cubed
- Fully upholstered seat
- Plastic foot/floor protectors

£ 190

Qubi  
Seat Width: 430  
Seat Depth: 430  
Overall Height: 450

**QB2**  
Rectangular Pod



- Rectangular
- Fully upholstered seat
- Plastic foot/floor protectors

£ 280

Qubi2  
Seat Width: 820  
Seat Depth: 430  
Overall Height: 450

**QBTab**  
Tube Pod



- Circular
- Fully upholstered seat
- Plastic foot/floor protectors

£ 220

QubiTube  
Seat Diameter: 550  
Overall Height: 450

**QBMoon**  
Moon Pod



- Circular Link
- Fully upholstered seat
- Plastic foot/floor protectors

£ 220

QubiMoon  
Seat Diameter: 550  
Overall Height: 450



# BREAKOUT Coffee Tables

Delivery: 4 WEEKS



A selection of complementing breakout and coffee table options with chrome bases; table tops glass or melamine.

**LENA 7060**  
Table



Diameter: 600  
Height: 580

£ 194

**LARA 7060**  
Table



Diameter: 600  
Height: 580

£ 330

**TAPA**  
Laptop Table



Diameter: 450  
Height: 655

£ 310


**CMS1536**  
Table



Diameter: 500  
Height: 450

£160

**COLOUR OPTIONS:**



**TAPA**  
Laptop Table  
Available in White or Charcoal

# ACOUSTIC PODS

## Privacy Anytime, Anywhere.

---

When you need to work with maximum focus and minimal distraction, Go Acoustic Pods are ideal for uninterrupted work, holding discussions, making important calls and teleconferences.

DESIGNED TO FIT:

OPEN PLAN OFFICES

RECEPTION HALLS

EXHIBITION CENTRES

BREAKOUT AREAS

CAFETERIAS

AIRPORTS

LIBRARIES

FACTORY FLOORS

SHOPPING MALLS

EDUCATIONAL FACILITIES



Single Person Pod



Dual Person Pod



Meeting Pod



SOLO  
Acoustic Pod



Stool not Included

Fitted with a work top, power supply and computer connections, the SOLO Pod is a perfectly silent working space.

SOLO Carcass Colour



White  
(other colours available)



Laminated Worktop




Motion Sensor



LED Light



Laminated Glass &  
Dorma Locksets



Ventilation Access



AH Meyer Power  
& USB Charging

All prices exclude VAT

**CONNECT**  
Acoustic Pod



Working Table &  
2 Bench Seats




Motion Sensor



LED Light



Laminated Glass &  
Dorma Locksets



Ventilation Access



AH Meyer Power  
& USB Charging  
fitted to table top



**CONNECT** Carcass Colour




White  
(other colours available)

The CONNECT Pod is fitted with a working table, upholstered bench seating, power outlets and computer connections and will seat two to four people comfortably. Ideal for phone calls, video conferences and meetings all in a soundproof working space.

All prices exclude VAT

**ENGAGE**  
Acoustic Pod



Ventilation Fans



LED Light



Laminated Glass & Dorma Locksets



Motion Sensor



Wireless Dimmer



AH Meyer Power, RJ45 data point & USB charging



Tempered Glass Whiteboard (optional extra)



Working Table (Optional Extra)



Seats not included

The **ENGAGE** Pod is large enough to be converted into a breakout area when furnished with soft seating, coffee tables and plants, creating a comfortable working environment. Or a working Office/Meeting room when fitted with meeting tables or office desks and chairs.

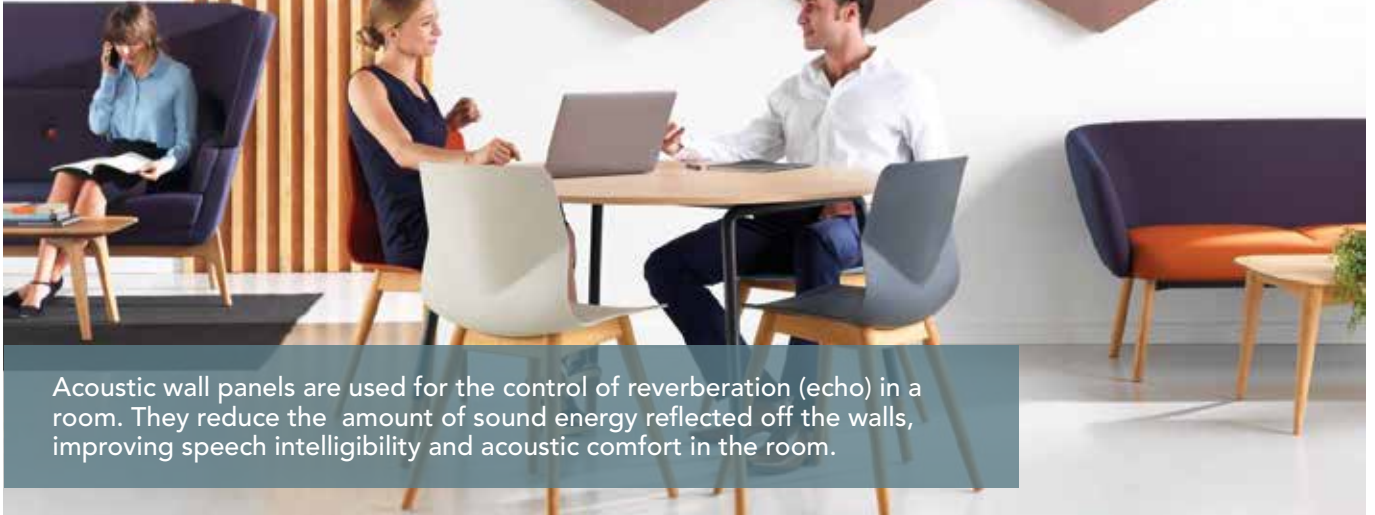
**ENGAGE**  
Carcass Colour



White (other colours available)

All prices exclude VAT

# ACOUSTIC Wall Panels



Acoustic wall panels are used for the control of reverberation (echo) in a room. They reduce the amount of sound energy reflected off the walls, improving speech intelligibility and acoustic comfort in the room.



Formo Acoustic Panels

Acoustic felt wall panels are a perfect complement to any office zone from managerial offices, through to conference rooms and small offices, canteens and informal meeting rooms. The various shapes and colours allows for creating unique and interesting arrangements very simply that not only enrich the wall but also give a unique interior design. PRICE ON APPLICATION

For more information on our Acoustic ranges please contact a member of our sales team.

# OFFICE ENVIRONMENT Solutions

WHETHER YOU ARE LOOKING FOR A NEW DESK AND CHAIR OR A COMPLETELY NEW LOOK AND FEEL FOR YOUR OFFICE, WE OFFER A COMPLETE RANGE OF FURNITURE OPTIONS AND INTERIOR DESIGN SOLUTIONS TO HELP YOU CREATE YOUR PERFECT WORK SPACE.

We can project manage any requirement, large or small. Our full turn-key service includes everything from your choice of colour scheme to furniture, flooring, lighting and partitions.

From the ideas generated in the initial consultation, right through to our professional installation, we are there every step of the way to ensure you get what you want when you want it.







